



LABOUR MARKET IN AUGUST 2024

Data for Opolskie Voivodship and the city of Opole

EMPLOYMENT AND SALARIES IN ENTERPRISE SECTOR

Opolskie Voivodship



Average paid employment **106.0 thousands** ↓ 0.6%



The average monthly wages and salaries **7497.52 PLN** ↑ 10.4%

The city of Opole



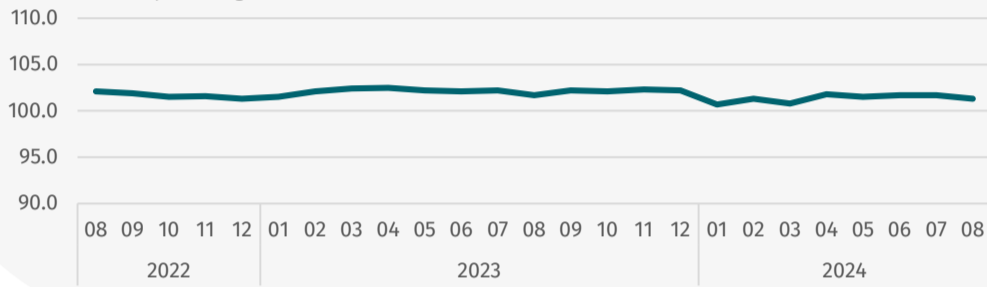
Average paid employment **28.8 thousands** ↓ 0.6%



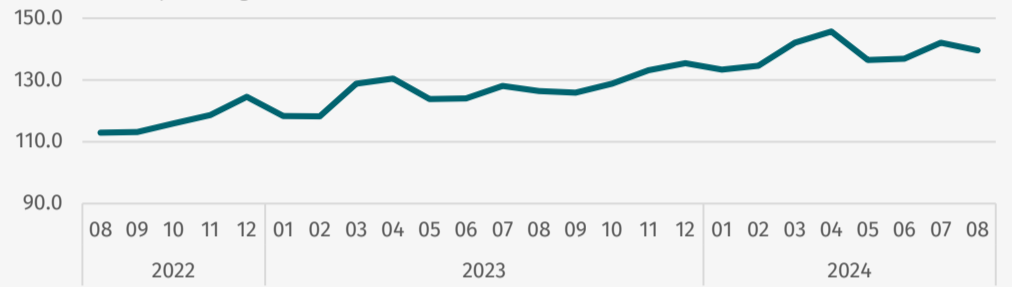
The average monthly wages and salaries **7794.52 PLN** ↑ 11.7%

↑ ↓ change in relation to August 2023

The dynamic of the average paid employment
monthly average 2021=100



The dynamic of the average monthly wages and salaries
monthly average 2021=100



REGISTERED UNEMPLOYED PERSONS

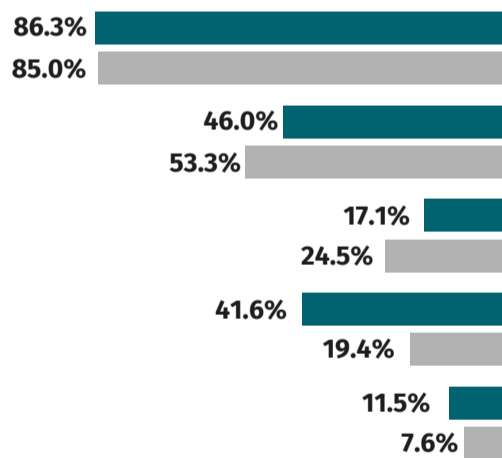
Opolskie Voivodship

Registered unemployed persons **19.6 thousands** ↓ 3.3%

8.8 thousands ↓



10.8 thousands ↓



Without the right to a benefit

The long-term unemployed

Below 30 years

Over 50 years

Disabled

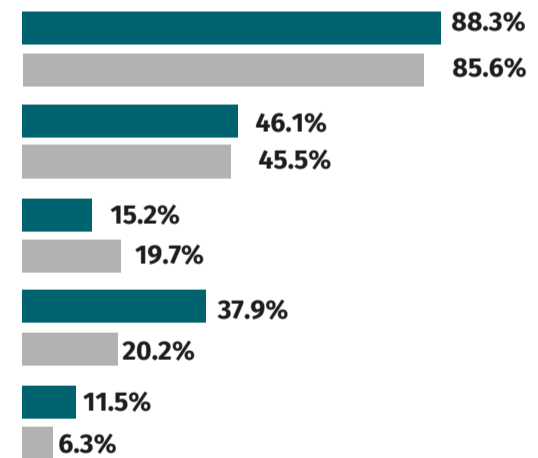
The city of Opole

Registered unemployed persons **2.3 thousands** ↓ 1.6%

1.1 thousands ↓



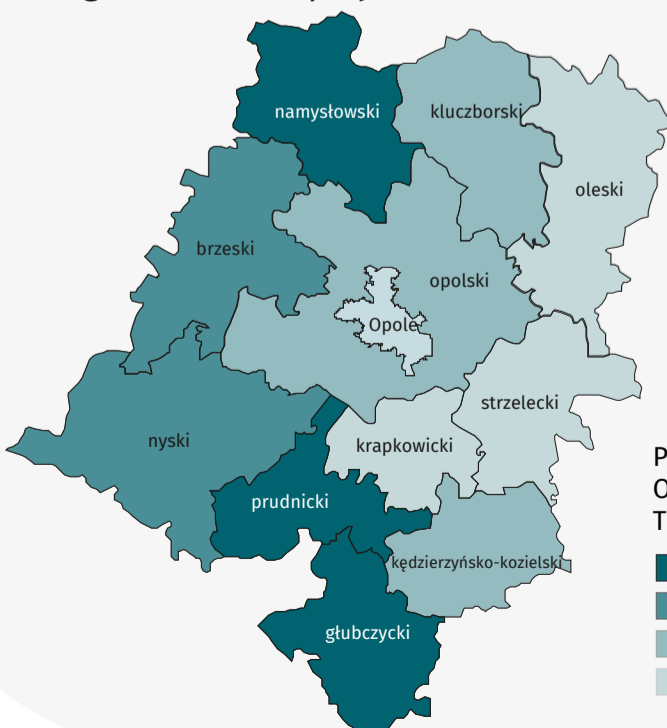
1.2 thousands ↑



↑ ↓ change in relation to August 2023

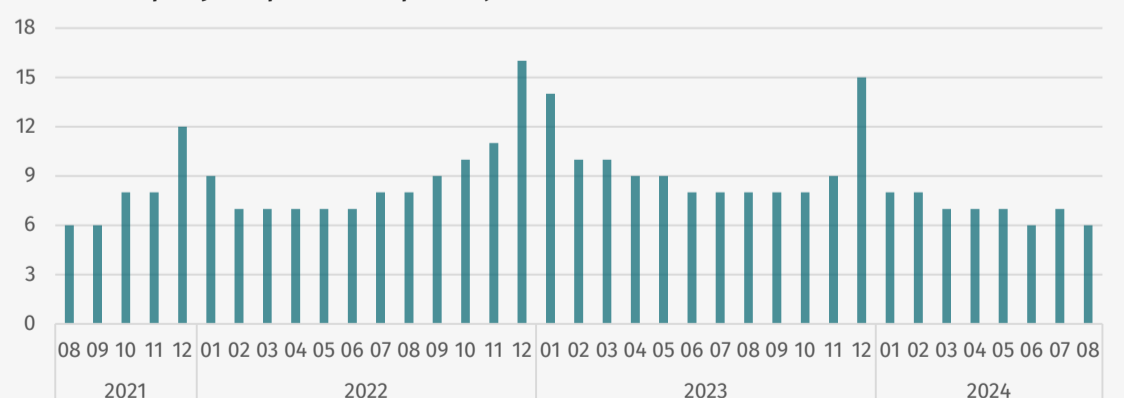
UNEMPLOYMENT RATE AND JOB OFFERS

Registered unemployment rate



Poland = 5.0%
Opolskie Voivodship = 5.7%
The city of Opole = 3.0%

Unemployed persons per 1 job offer



At the end of August 2024 in Opolskie Voivodship there was 6 unemployed persons per 1 job offer (the year before - 8, a month before - 7).

Data concerning the registered unemployment is presented as for the end of the month