



LABOUR MARKET IN JUNE 2024

Data for Opolskie Voivodship and the city of Opole

EMPLOYMENT AND SALARIES IN ENTERPRISE SECTOR

Opolskie Voivodship



Average paid employment **106.5 thousands** ↓ 0.5%



The average monthly wages and salaries **7356.96 PLN** ↑ 10.4%

The city of Opole



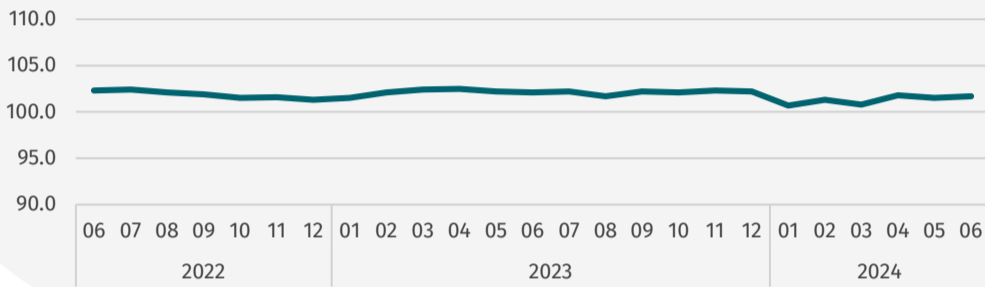
Average paid employment **29.0 thousands** ↓ 0.4%



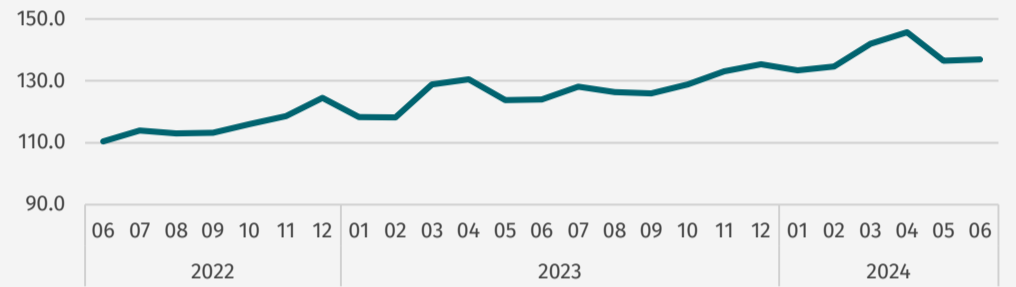
The average monthly wages and salaries **7565.54 PLN** ↑ 10.6%

↑ ↓ change in relation to June 2023

The dynamic of the average paid employment
monthly average 2021=100



The dynamic of the average monthly wages and salaries
monthly average 2021=100



Opolskie Voivodship

REGISTERED UNEMPLOYED PERSONS

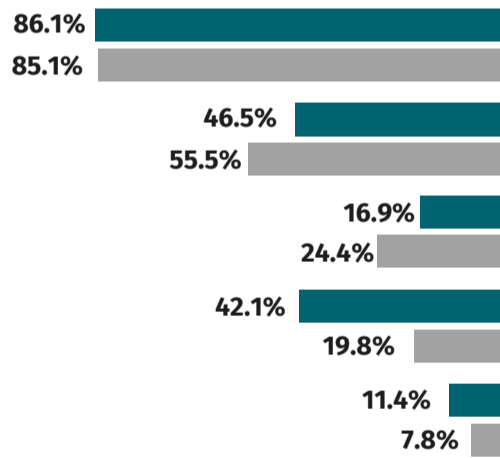
Opolskie Voivodship

Registered unemployed persons **19.1 thousands** ↓ 8.7%

8.7 thousands ↓



10.3 thousands ↓



Without the right to a benefit

The long-term unemployed

Below 30 years

Over 50 years

Disabled

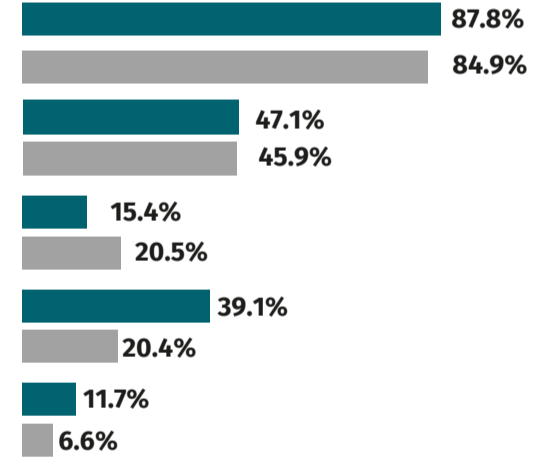
The city of Opole

Registered unemployed persons **2.2 thousands** ↓ 5.5%

1.1 thousands ↑



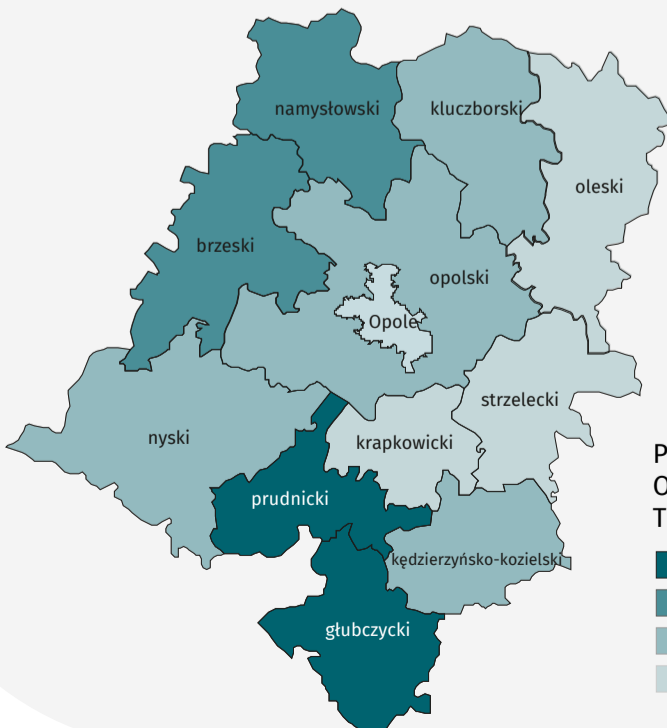
1.2 thousands ↓




↑ ↓ change in relation to June 2023

UNEMPLOYMENT RATE AND JOB OFFERS

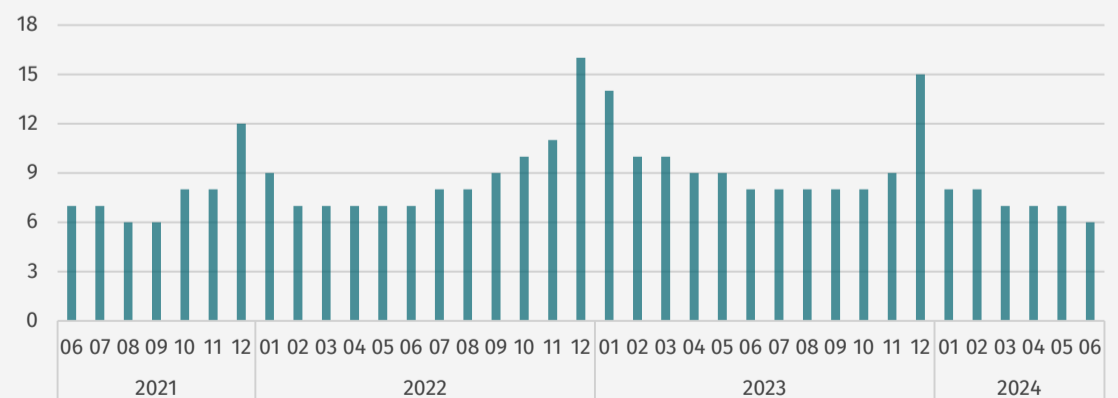
Registered unemployment rate



Poland = 4.9%
Opolskie Voivodship = 5.6%
The city of Opole = 2.9%



Unemployed persons per 1 job offer



At the end of June 2024 in Opolskie Voivodship there was 6 unemployed persons per 1 job offer (the year before - 8, a month before - 7).



Data concerning the registered unemployment is presented as for the end of the month