



LABOUR MARKET IN FEBRUARY 2024

Data for Opolskie Voivodship and the city of Opole

EMPLOYMENT AND SALARIES IN ENTERPRISE SECTOR

Opolskie Voivodship



Average paid employment **106.2 thousands** ↓ 0.9%



The average monthly wages and salaries **7229.24 PLN** ↑ 13.9%

The city of Opole



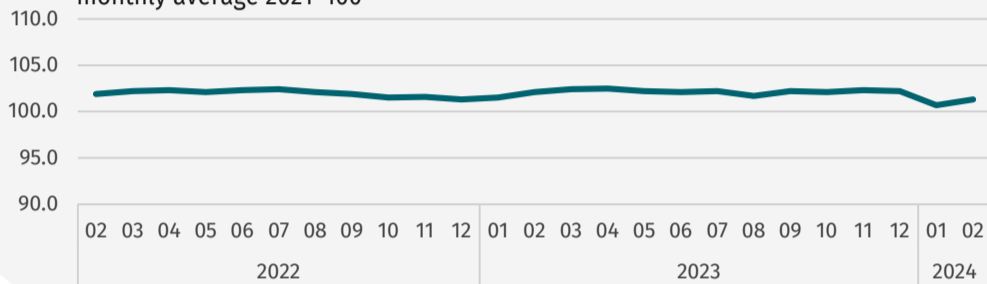
Average paid employment **28.1 thousands** ↑ 0.1%



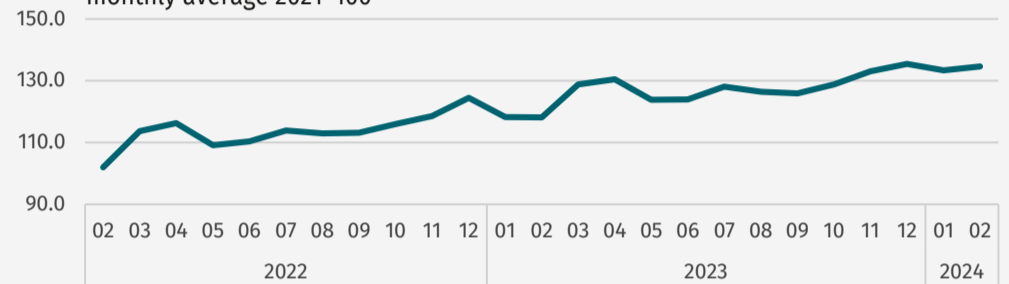
The average monthly wages and salaries **7460.20 PLN** ↑ 14.0%

↑ ↓ change in relation to February 2023

The dynamic of the average paid employment
monthly average 2021=100



The dynamic of the average monthly wages and salaries
monthly average 2021=100



Opolskie Voivodship

REGISTERED UNEMPLOYED PERSONS

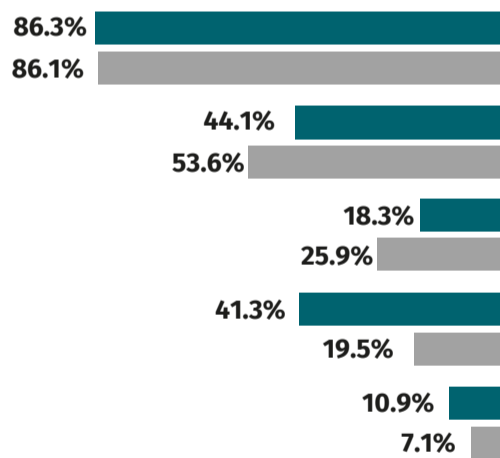
Opolskie Voivodship

Registered unemployed persons **21.1 thousands** ↓ 3.9%

9.7 thousands ↑



11.4 thousands ↓



Without the right to a benefit

The long-term unemployed

Below 30 years

Over 50 years

Disabled

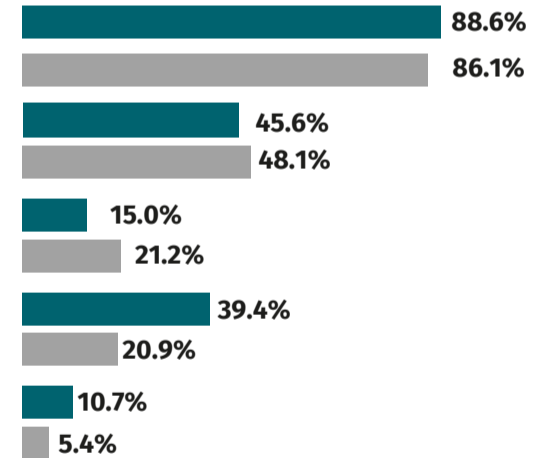
The city of Opole

Registered unemployed persons **2.3 thousands** ↓ 5.4%

1.1 thousands ↓



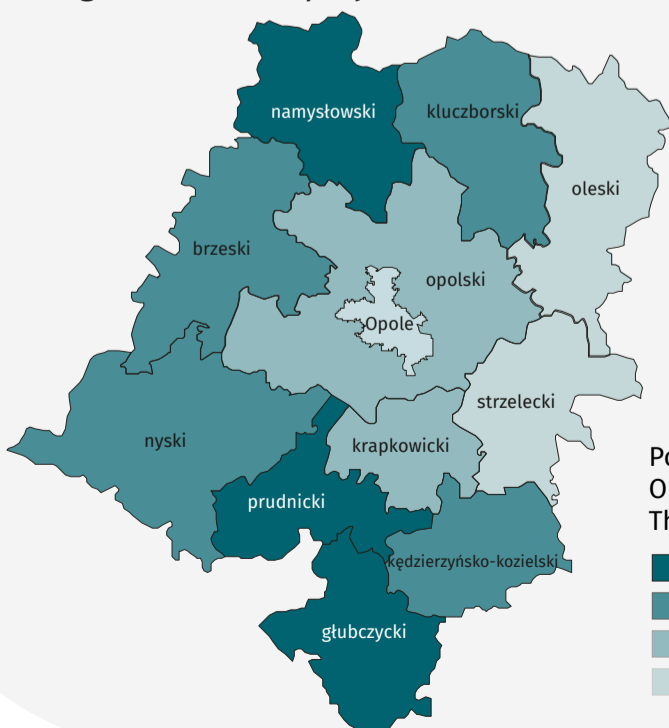
1.2 thousands ↓




↑ ↓ change in relation to February 2023

UNEMPLOYMENT RATE AND JOB OFFERS

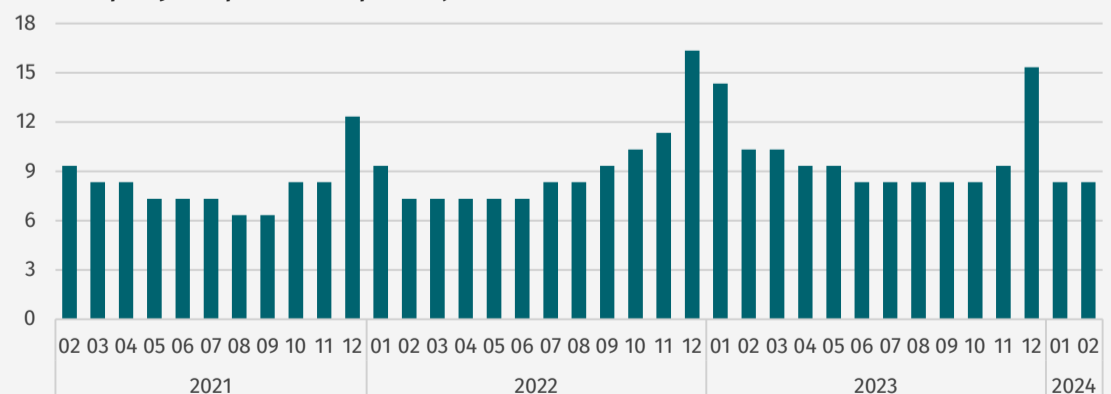
Registered unemployment rate



Poland = 5.4%
Opolskie Voivodship = 6.1%
The city of Opole = 3.0%



Unemployed persons per 1 job offer



At the end of January 2024 in Opolskie Voivodship there was 8 unemployed persons per 1 job offer (the year before - 10, a month before - 8).



Data concerning the registered unemployment is presented as for the end of the month