

# Education in Opolskie Voivodship in the 2023/2024 school year

31 July 2024

 **0.8%**

Increase in the number of students in primary, post-primary and post-secondary schools compared to 2022/23 school year

In 2023/24 school year, in primary, post-primary and post-secondary schools in Opolskie Voivodship, there were a total of 115.7 thousand persons, i.e. more by 0.8% than a year before. They accounted for 12.4% of the total number of inhabitants of Opolskie Voivodship.

## Pre-primary education

In Opolskie Voivodship in 2023/24 school year there were 504 pre-primary education establishments which was more by 0.6% than in the previous school year and by 7.0% than in 2015/16 year. Pre-primary education establishments included 398 nursery schools, 91 pre-primary sections organised in primary schools and 15 pre-primary centres. In comparison to the previous school year, the number of nursery schools and pre-primary sections organised in primary schools increased respectively: by 1.0% and by 2.2%, however the number of pre-primary centres decreased by 16.7%.

The largest part of the total of pre-primary education establishments were nursery schools (79.0%), followed by pre-primary sections organised in primary schools (18.1%), which were mostly located in rural areas (85.7% of these establishments).

Nursery schools accounted for 79.0% of pre-primary establishments

**Table 1. Pre-primary education**  
As of 30 September

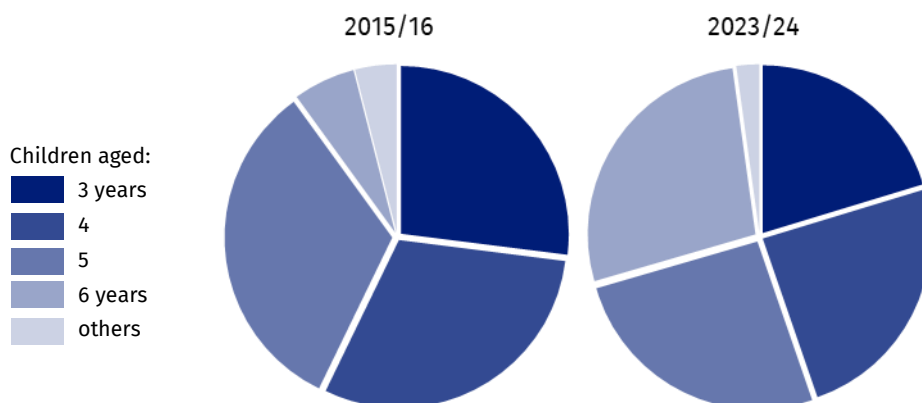
Specification		Establishments		Sections		Children	
		total	Of which in rural areas	total	Of which in rural areas	total	Of which in rural areas
<b>Total</b>	2015/16	471	283	1357	596	26734	10691
	2022/23	501	282	1718	731	35027	13851
	<b>2023/24</b>	<b>504</b>	<b>284</b>	<b>1698</b>	<b>714</b>	<b>34520</b>	<b>13705</b>
Of which:							
Nursery schools	2015/16	361	192	1188	454	23966	8324
	2022/23	394	198	1523	569	31426	10902
	<b>2023/24</b>	<b>398</b>	<b>200</b>	<b>1504</b>	<b>552</b>	<b>31024</b>	<b>10842</b>
Pre-primary sections in primary schools	2015/16	96	87	146	133	2452	2193
	2022/23	89	78	177	156	3315	2830
	<b>2023/24</b>	<b>91</b>	<b>78</b>	<b>179</b>	<b>156</b>	<b>3244</b>	<b>2747</b>

Among pre-primary education establishments in the 2023/24 school year public establishments were a majority – 82.5%, and their share decreased during the year by 0.1 percentage point. Local government units ran 78.1% of nursery schools and 70.3% of pre-primary sections organised in primary schools.

In 2023/24 school year pre-primary education covered 34520 children, i.e. less by 1.4% than the year before, and more by 29.1% than in 2015/16 school year. Most children (60.3%), similarly to the previous years, attended establishments in urban areas. The number of children in nursery schools in the 2023/24 school year accounted for 89.9% of the total children in establishments and amounted to 31024 (less by 1.3% than the year before, and more by 29.5% in relation to 2015/16 school year). Pre-primary sections organised in primary schools were attended by 3244 children, of which 84.7% were children from rural areas. The number of children in pre-primary sections decreased by 2.1% in relation to the previous school year, and increased by 32.3% compared to 2015/16 year.

The number of children in nursery schools decreased compared to 2022/23 school year, but increased in comparison with 2015/16 year

**Chart 1. Children by age in pre-primary establishments**  
As of 30 September



Per 1000 children aged 3–6 years, 977 children attended classes in pre-primary establishments, of which in nursery schools – 879. Higher value of this indicator is characteristic to urban areas – 1209 than for rural areas – 756 (of which, in nursery schools: 1174 and 599, respectively).

The popularisation rate of pre-primary education expressed as the number of children aged 3-4 attending pre-primary education establishments in % of all children of this age amounted to 93.9% and increased by 1.5 percentage point compared to the previous school year.

In 2023/24 school year pre-primary establishments were attended by 9413 six-year-olds. Per 1000 children aged 6, pre-primary establishments were attended by 1011 children from this age group (in 2022/23 – 1015). In relation to the previous year, in pre-primary establishments, there was a decrease in the number of three-year-olds – by 5.5%, four-year-olds – by 2.0% and five-year-olds – by 4.5%, however the number of six-year-olds increased – by 4.4%.

In 2023/24 school year there were 8 special nursery schools, similarly to the previous year, which were attended by 122 children (in 2022/23 – 109).

In 2023/24, per 1 pre-primary there were, on average, 68 children, in urban areas – 95, in rural areas – 48, of which in nursery schools: 78, 102 and 54.

## Primary schools

In 2023/24 school year in Opolskie Voivodship there were 399 primary schools (of which 23 special and 2 schools for adults). Compared to the previous school year, the number of primary schools decreased by 0.5%. Considering the location of the school, there were 140 primary schools in urban areas (as in the previous school year), and 259 schools in rural areas (decrease – by 0.8%).

Majority of primary schools are public schools (92.5%). The largest part of primary schools was subordinated to local government units (83.7%), while the rest was ran by social organisations and associations as well as religious organisations (14.8%) and other units (1.5%).

The largest number of primary schools operated in powiats: Nyski (58) and Opolski (57), while the smallest one in powiats: Głubczycki (19) and Namysłowski (22).

In 2023/24 there were 399 primary schools

**Table 2. Primary schools**  
As of 30 September

Specification		Total	Pupils						Graduates <sup>a</sup>	
			total	of which girls	Of the total				total	of which girls
					In grade I		In grade VIII			
					total	of which girls	total	of which girls		
Primary schools	2015/16	374	55063	26962	12148	6032	.	.	7983	3987
	2022/23	376	68345	33216	8856	4248	12070	6057	11312	5588
	<b>2023/24</b>	<b>374</b>	<b>65058</b>	<b>31480</b>	<b>9097</b>	<b>4425</b>	<b>3865</b>	<b>1752</b>	<b>11953</b>	<b>6007</b>
Of which branch	2015/16	13	491	241	188	98	.	.	20	11
	2022/23	8	299	148	75	41	11	6	17	10
	<b>2023/24</b>	<b>8</b>	<b>282</b>	<b>136</b>	<b>68</b>	<b>30</b>	–	–	<b>11</b>	<b>6</b>
Special primary schools	2015/16	23	624	190	67	21	.	.	105	26
	2022/23	23	1057	359	58	18	219	71	150	51
	<b>2023/24</b>	<b>23</b>	<b>1082</b>	<b>361</b>	<b>73</b>	<b>25</b>	<b>222</b>	<b>71</b>	<b>158</b>	<b>55</b>
Primary schools for adults	2015/16	–	–	–	–	–	.	.	–	–
	2022/23	2	58	14	–	–	37	7	37	15
	<b>2023/24</b>	<b>2</b>	<b>43</b>	<b>16</b>	–	–	<b>33</b>	<b>13</b>	<b>35</b>	<b>6</b>

a From the previous school year.

In 2023/24 school year, in primary schools there were 66183 pupils of which 40844 (61.7%) in urban areas and 25339 (38.3%) in rural areas. The number of pupils decreased by 4.7% in comparison to the previous school year.

Special primary schools were attended by 1082 pupils, i.e. more by 2.4% than in the previous school year.

In 2023/24 school year in Opolskie Voivodship, per 1 primary school for children and youth (excluding special schools) there were 174 pupils. In urban areas this rate was higher and amounted to 334 pupils versus 99 in rural areas. There were 17 pupils per section on average in primary school. In rural areas grades were less numerous, as there were 13 pupils on average per one section, while in urban areas there were 21 pupils.

Full-time compulsory education in primary schools was fulfilled by 66183 pupils

In urban areas, there were over 3 times more pupils per primary school for children and youth than in rural areas

In June 2023, the number of primary schools graduates amounted to 12146, i.e. more by 5.6% compared to 2022. In urban areas, 7743 persons graduated from this level of education and 4403 in rural areas. In the structure of all primary schools graduates, the dominant share was held by graduates of primary schools for children and youth (98.4%), while graduates of special primary schools accounted for 1.3%, and of primary schools for adults – 0.3%.

### Post-primary schools (including special)

Post-primary schools include: special job-training schools, stage I sectoral vocational schools, stage II sectoral vocational schools, general secondary schools, technical secondary schools, general art schools leading to professional certification. Moreover, in accordance with The Act on the Education System, post-secondary schools are included in post- primary schools, however they are presented separately due to higher degree of education.

In 2023/24 school year in Opolskie Voivodship there were 205 post-primary school and it was by 1.4% less than in the previous school year. Most of post-primary schools were schools for youth (179) and their number did not change compared with 2022/23 school year.

Over 87% of post-primary schools were schools for youth

**Table 3. Post-primary schools**  
As of 30 September

Specification		Total	Pupils				Graduates <sup>a</sup>	
			total	Of which women	Of the total in grade I		total	of which women
					total	of which women		
Stage I sectoral vocational schools <sup>b</sup>	2015/16	47	5443	1783	1985	625	1782	635
	2022/23	48	5637	1808	2677	848	2350	712
	<b>2023/24</b>	<b>48</b>	<b>6562</b>	<b>2160</b>	<b>2789</b>	<b>945</b>	<b>1273</b>	<b>428</b>
Stage II sectoral vocational schools	2015/16	.	.	.	.	.	.	.
	2022/23	10	407	45	330	31	38	14
	<b>2023/24</b>	<b>11</b>	<b>412</b>	<b>76</b>	<b>189</b>	<b>51</b>	<b>69</b>	<b>12</b>
General secondary schools	2015/16	105	14409	8201	4133	2366	5212	3081
	2022/23	76	15286	9504	4594	2945	3729	2214
	<b>2023/24</b>	<b>73</b>	<b>17172</b>	<b>10700</b>	<b>4974</b>	<b>3157</b>	<b>2952</b>	<b>1862</b>
Technika <sup>c</sup>	2015/16	53	13705	6067	3669	1572	3137	1293
	2022/23	51	17941	7426	5337	2246	3097	1355
	<b>2023/24</b>	<b>50</b>	<b>19427</b>	<b>7987</b>	<b>5541</b>	<b>2341</b>	<b>2963</b>	<b>1281</b>
Special job-training schools	2015/16	20	301	118	93	34	66	23
	2022/23	21	320	115	97	36	55	21
	<b>2023/24</b>	<b>21</b>	<b>335</b>	<b>118</b>	<b>96</b>	<b>37</b>	<b>53</b>	<b>25</b>
General art schools leading to professional certification	2015/16	4	336	272	82	69	37	29
	2022/23	2	395	366	128	120	60	49
	<b>2023/24</b>	<b>2</b>	<b>415</b>	<b>386</b>	<b>99</b>	<b>89</b>	<b>49</b>	<b>41</b>

a From the previous school year. b In 2015/16 school year basic vocational schools. c In 2015/16 school year including supplementary technical secondary schools.

In post-primary schools there were 44323 students. In relation to 2022/23 school year, the number of students increased by 10.8%. The most popular among students of post- primary

Students of technical secondary schools accounted for 43.8% of students of post-primary schools

schools were schools, which gave the possibility to obtain matriculation certificate and thus continue education at universities. These schools were attended by 84.4% of the total number of post-primary students, i.e. fewer by 0.7 percentage points in relation to 2022/23 school year.

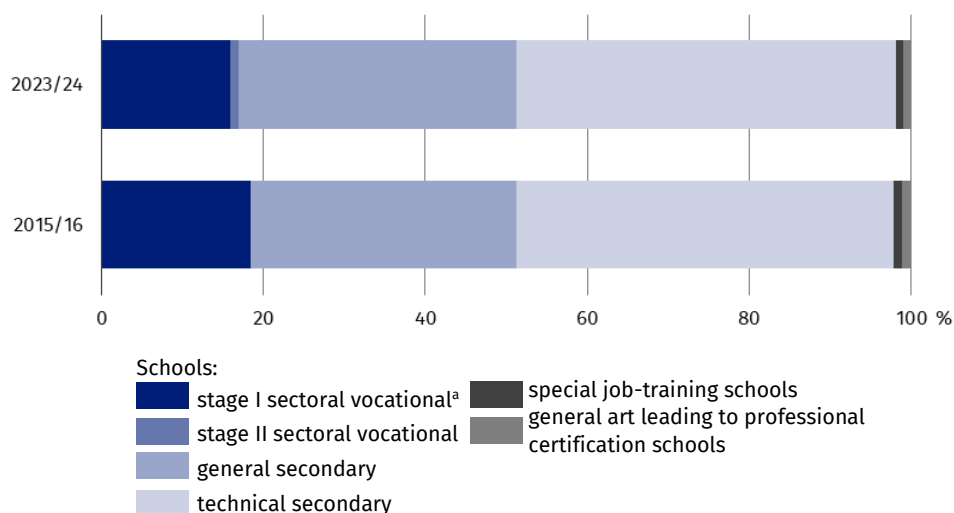
Most of students of post-primary schools (93.4%) attended schools for youth.

Public schools accounted for 83.4% of the total number of post-primary schools and 40964 students (i.e. 92.4%) attended them. Main governing body of post-primary schools for youth were local government units, which supervised 81.0% schools. They were governing body for 81.2% of stage I sectoral vocational schools (including special job-training schools), 63.6% of stage II sectoral vocational schools, 78.7% of general secondary schools and 86.5% of technical secondary schools (including general art schools leading to professional certification).

In the 2023/24 school year the net enrolment rate expressed as a relation of the number of students aged 15–17 years to the number of population in this age group in stage I sectoral vocational schools (including special job-training schools) accounted to 18.9%, while in general secondary school expressed by the number of students aged 15–18 years – amounted to 34.0% and in technical secondary schools (including general art schools leading to professional certification) expressed as a relation of the number of students aged 15–19 years to the number of population in this age group – 38.4%.

Among persons attending post-primary schools, sex is an important determinant of school choice. In 2023/24 school year women accounted for 62.3% of the total number of students of general secondary schools, they less often chose technical secondary schools (including general art schools leading to professional certification), where their share accounted for 42.2%, while their lowest percentage was among students of stage I sectoral vocational schools (including special job-training school) – 33.0% and stage II sectoral vocational schools – 18.4%.

**Chart 2. Students of post-primary schools for youth**  
As of 30 September



<sup>a</sup> In 2015/16 school year basic vocational schools.

In June 2023, 7359 persons graduated from post-primary schools, of which the most numerous group were technical secondary school (including general art schools leading to professional certification) graduates – 40.9% and general secondary school graduates – 40.1%, while the share of graduates of stage I sectoral vocational schools (including special job-training schools) was – 18.0%. In comparison with the previous school year the number of post-primary school graduates decreased by 21.1%. The decrease was noted among stage I

sectoral vocational school graduates (by 44.9%), general secondary school graduates (by 20.8%) as well as technical secondary school (by 4.6%).

### Stage I sectoral vocational schools (including special job-training schools) and stage II sectoral vocational schools

There were 48 stage I sectoral vocational schools and 21 special job-training schools in the 2023/24 school year in Opolskie Voivodship. Their number, compared to 2022/23 school year remained on the same level. In this group of schools 49.3% were special schools.

The largest number of stage I sectoral vocational schools were located in the city of Opole (9) as well as in powiats: Nyski and Strzelecki (8 each), while the fewest in powiats: Głubczycki, Krapkowicki and Namysłowski (3 each).

Public schools (85.5%) were predominant among stage I sectoral vocational schools in the 2023/24 school year.

Stage I sectoral vocational schools were attended by 6897 students, of which 91.4% studied in mainstream schools, while, 8.6% in special schools. Compared to the previous school year there was an increase in the total number of students by 15.8%, of which in mainstream schools – by 17.1%, and in special schools – by 3.5%.

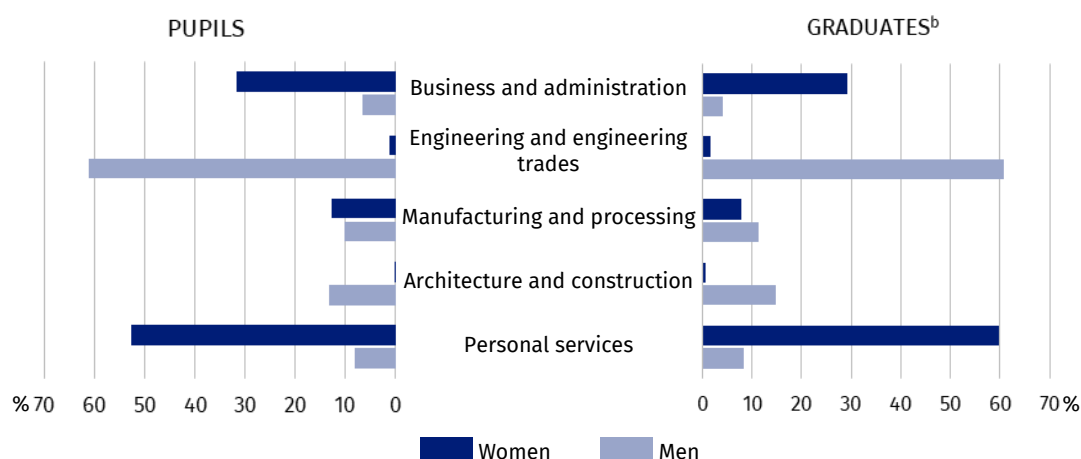
The share of women among students of these schools in 2023/24 school year accounted for 33.0% and increased on a yearly basis by 0.7 percentage point.

Among students of stage I sectoral vocational schools (excluding special job-training schools) the most popular were occupations in the narrow fields of engineering and engineering trades (41.5% of the total number of students) as well as of personal services (22.8%). Sex played an important role in choosing the field of vocational education. Men were mostly educated in occupations in the narrow field of engineering and engineering trades (61.2% of the total number of men attending stage I sectoral vocational schools), while among women majority chose education in occupations in the narrow field of personal services (52.8% of the total number of woman attending stage I sectoral vocational schools).

69 stage I sectoral vocational schools (including special job-training schools) operated in the 2023/24 school year

Students of stage I sectoral vocational schools most often chose narrow fields of education: engineering and engineering trades as well as personal services

**Chart 3. Students and graduates of stage I sectoral vocational schools for youth by sex and chosen narrow fields of education<sup>a</sup> in 2023/24 school year**  
As of 30 September



a According to International Standard Classification of Education (ISCED-F 2013). b From the previous school year.

In June 2023, there were 1326 graduates of stage I sectoral vocational schools, of which 92.6% were graduates of mainstream schools and 7.4% – of special schools. Compared to the previous year there was a decrease in the total number of graduates by 44.9%, of which in mainstream schools by 45.6%, and in special schools by 32.9%.

In 2022/23 school year graduates of stage I sectoral vocational schools (excluding special job-training schools) graduated mostly from the narrow fields of engineering and engineering trades (41.0% of the total number of graduates) and from personal services (25.5%). Among men, there were most graduates in occupations from the narrow field of engineering and engineering trades (60.9%), while among women in occupations from the narrow field of personal services (59.8%).

In Opolskie Voivodship in 2023/24 school year there were 11 stage II sectoral vocational schools. Their number increased by 10.0% in comparison to the previous school year.

Among them 72.7% were public schools.

In 2023/24 school year 412 persons attended stage II sectoral vocational schools, i.e. more by 1.2% than the year before. Women accounted for 18.4% of students and their share increased by 7.3 percentage points on a yearly basis.

The largest number of students of stage II sectoral vocational schools in 2023/24 school year studied in narrow fields of engineering and engineering trades (59.5%) as well as personal services (15.8%).

In June 2023 there were 69 graduates of stage II sectoral vocational schools, i.e. more by 81.6% compared with June 2022.

Most of the students graduated in narrow fields of engineering and engineering trades (52.2% of the total number of graduates).

### **General secondary schools**

In 2023/24 school year, in Opolskie Voivodship there were 73 general secondary schools. Compared to the previous school year, a decrease of 3.9% in the number of these schools was recorded, while in relation to 2015/16 – by 30.5%. Among general secondary schools 64.4% were general secondary schools for youth.

The largest number of general secondary schools operated in the city of Opole (18) and Nyski Powiat (12), while the fewest in powiats: Namysłowski and Strzelecki (2 each).

In 2023/24 school year among general secondary schools for youth, public schools had a predominant share (80.9%). In the group of general secondary schools for adults, 38.5% were non-public schools with public school competences.

17172 persons studied in general secondary schools (an increase compared to the previous school year and the 2015/16 respectively: by 12.3% and by 19.2%), of which in general secondary schools for youth – 14252 persons.

The majority of students of general secondary schools were women (62.3%). However a significant share concerned general secondary schools for youth, in which they accounted for 65.3%, while in case of general secondary schools for adults only 47.6%. Compared to 2022/23 an increase of 0.1 percentage point was recorded in the share of women in general secondary schools.

In 2023/24 school year, per 1 general secondary school (excluding special schools) in Opolskie Voivodship there were 242 students on average, of which in schools for youth – 316, while for adults – 112, however per section there were: 27, 27 and 28 students, respectively.

In June 2023, education in general secondary schools was completed by 2952 graduates (i.e. less by 20.8% than the year before, and by 43.4% than in 2015), of which 2774 persons completed school for youth, and 178 – for adults.

The number of students of general secondary schools increased compared to both 2022/23, school year as well as in relation to 2015/16



## Technical secondary schools (including general art schools leading to professional certification)

In 2023/24 school year in Opolskie Voivodship there were 52 technical secondary schools. Compared to the previous school year their number decreased by 1.9%, and by 8.8% in relation to 2015/16 school year.

The largest number of technical secondary schools operated in the city of Opole (12) and in Nyski Powiat (7), and the fewest in powiats: Głubczycki, Krapkowicki, Namysłowski and Strzelecki (2 each).

Among technical secondary schools during the 2023/24 school year, public schools were predominant – 96.2%.

Total of 19842 students attended technical secondary schools in the 2023/24 school year of which 97.9% attended technical secondary schools, while 2.1% general art schools leading to professional certification. Compared to the previous school year, there was an increase in the total number of students by 8.2% (in relation to 2015/16 – by 41.3%), of which an increase of 8,3% was observed in technical secondary schools (in relation to 2015/16 – by 41.8%).

In 2023/24 school year women accounted for 41.1% of students of technical secondary schools and 93.0% of general art schools leading to professional certification (the year before: 41.4% and 92.7%, respectively).

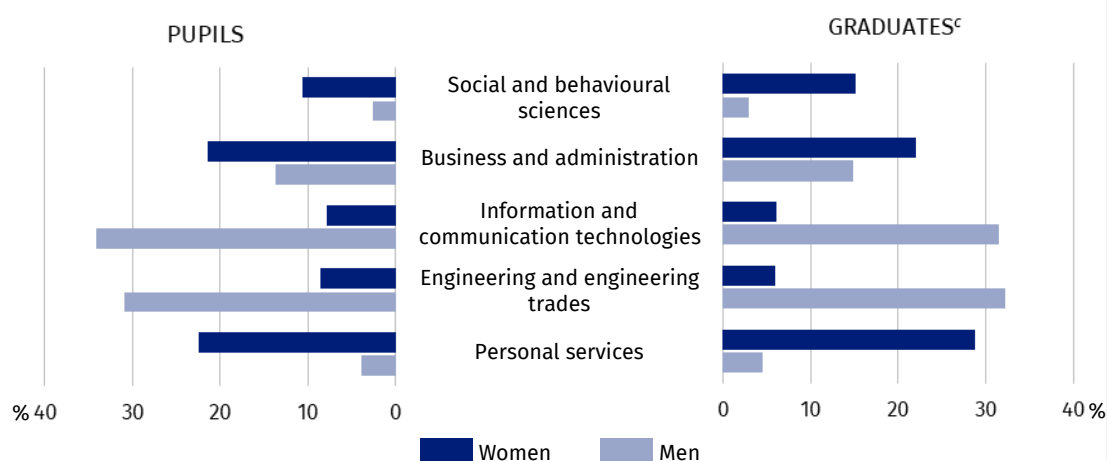
In 2023/24 school year there were 389 students on average per 1 technical secondary school (special schools excluding) in Opolskie Voivodship, while per section – 26 students.

Students of technical secondary schools most often chose narrow fields of education: information and communication technologies (23.0% of the total number of students) and engineering and engineering trades (21.6%). Among men, occupations from narrow field of information and communication technologies were most popular (34.1% of the total number of man attending technical secondary schools), while among women education in the narrow field personal services (22.5% of the total number of women attending technical secondary schools).

The total number of students of technical secondary schools increased both compared to 2022/23 school year and in relation to 2015/16 school year

Students of technical secondary schools most often chose education in narrow fields from information and communication technologies as well as engineering and engineering trades

**Chart 4. Students and graduates of technical secondary schools<sup>a</sup> for youth by sex and selected narrow fields of education<sup>b</sup> in 2023/24 school year**  
As of 30 September



A Including students and graduates of general art schools leading to professional certification.  
b According to International Standard Classification of Education (ISCED-F 2013). c From the previous school year.

The number of graduates of technical secondary schools in June 2023 amounted to 3012 and decreased by 4.6% in relation to the previous year and by 5.1% in comparison with June 2015.



Graduates of technical secondary schools most often finished education from narrow field of engineering and engineering trades (20.7% of the total number of graduates) as well as information and communication technologies (20.4%). Among men predominant were graduates from occupations from narrow fields of (32,2%), while for women the most graduates were from narrow group of personal services (28.8%).

### Post-secondary schools

In 2023/24 school year there were 30 post-secondary schools in Opolskie Voivodship. Their number decreased by 14.3% in comparison to the previous school year and by 48.3% in relation to the 2015/16.

The spatial distribution of post-secondary schools is not even in the voivodship. Their clear concentration can be noted in the city of Opole (8 schools) and in Nyski Powiat (7). On the other hand, in powiats: Krapkowicki and Opolski there are no schools of that type.

The majority of post-secondary schools were run by private sector entities – 73.3% of this type of schools (in 2022/23 school year – 71.4%, however in 2015/16 – 69.0%).

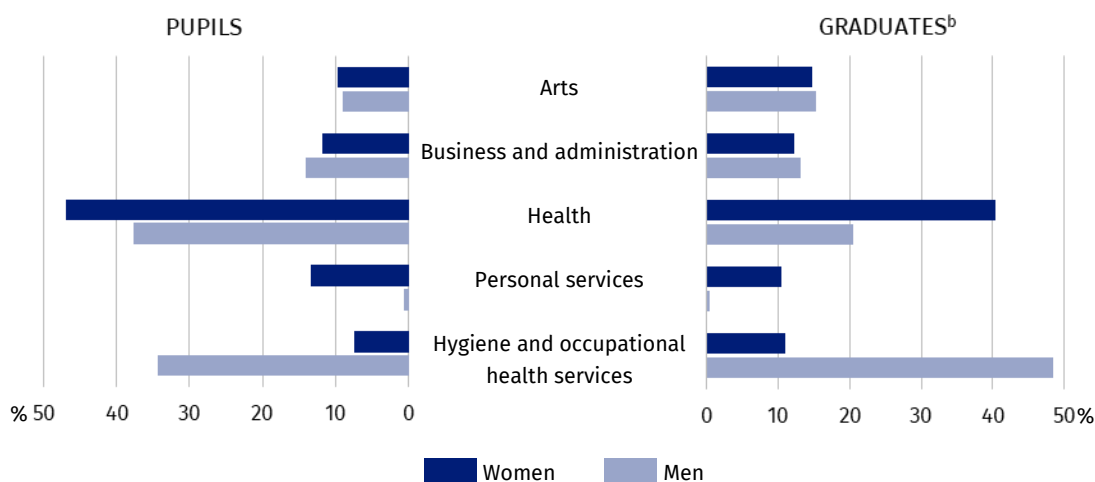
Post-secondary schools educated total of 5218 persons, i.e. less by 2.6% in comparison to the previous school year and by 2.0% more than in 2015/16 school year.

Most, i.e. 75.6% of persons studying in the post-secondary schools were women (versus 73.4% in 2022/23 school year).

In 2023/24 school year the biggest number of students of post-secondary schools were educated in occupations from health narrow field (44.6% of the total number of students) as well as occupational health services (14.0%). Men took up education mostly in occupations from narrow field of health (37.6% of the total number of men attending post-secondary schools), similarly as women (46.9% of the total number of women attending post-secondary schools).

Most students from post-secondary schools chose education from narrow fields of health as well as occupational health services

**Chart 5. Students and graduates of post-secondary schools by sex and selected narrow fields of education<sup>a</sup> in 2023/24 school year**  
As of 30 September



a According to International Standard Classification of Education (ISCED-F 2013). b From the previous school year.

In June 2023, 1671 persons graduated from post-secondary schools, i.e. by 21.9% more in comparison with the previous year and by 24.6% than in June, 2015.

In 2022/23 school year the largest number of graduates of post-secondary schools completed education in occupations from health narrow field (35.6% of the total number of graduates) as well as hygiene and occupational health services (19.9%). Among men, the majority graduated in occupations from hygiene and occupational health services narrow field (48.5% of the total number of men graduating from the post-secondary schools), on the other hand among women in occupations form health narrow field (40.4%).

\* \* \*

In case of quoting Statistics Poland data, please provide information: "Source of data: Statistics Poland" and in case of publishing calculations made on data published by Statistics Poland, please include information: "Own study based on figures of Statistics Poland".

Prepared by:  
**Statistical Office in Opole**

**Acting Director Renata Wasilewska**

Phone: 77 453 14 52

Issued by:  
**Opolski Centre for Regional Surveys**

**Hanna Sterniuk-Mościcka**

Phone: 514 901 001

e-mail: H.Sterniuk-Moscicka@stat.gov.pl

Media management:

**Monika Bartel**

Phone: 77 423 09 75

e-mail: M.Bartel@stat.gov.pl



[www.opole.stat.gov.pl](http://www.opole.stat.gov.pl)



[@Opole\\_STAT](#)



[@USOpole](#)

### **Related information**

[Education in Opolskie Voivodship in the 2022/2023 school year](#)

### **Data available in databases**

[Statistics Poland - Local Data Bank](#)