

# Education in Opolskie Voivodship in the 2022/2023 school year

31 July 2023

 **1.7%**

Increase in the number of students in primary, post-primary and post-secondary schools compared to the 2020/21 school year

In the 2021/22 school year, in primary, post-primary and post-secondary schools in Opolskie Voivodship, there were a total of 114.8 thousand persons studying, i.e. more by 1.7% than a year earlier. They accounted for 12.2% of the total number of inhabitants of Opolskie Voivodship.

## Pre-primary education

In Opolskie Voivodship in 2022/23 school year, there were 501 pre-primary education establishments which was more by 0.2% than in the previous school year and by 6.4% than in 2015/16 year. Pre-primary education establishments included 394 nursery schools, 89 pre-primary sections organised in primary schools and 18 pre-primary centres. In comparison to the previous school year the number of nursery schools and pre-primary centres increased respectively: by 0.3% and 5.9 % however the number of pre-primary sections organized in primary schools decreased by 1.1%.

The largest part of the total of pre-primary education establishments were nursery schools (78.6%), followed by pre-primary sections organised in primary schools (17.8%), which were mostly located in rural areas (87,6% of these establishments).

Nursery schools accounted for 78.6% of pre-primary establishments

**Table 1. Pre-primary education**  
As of 30 September

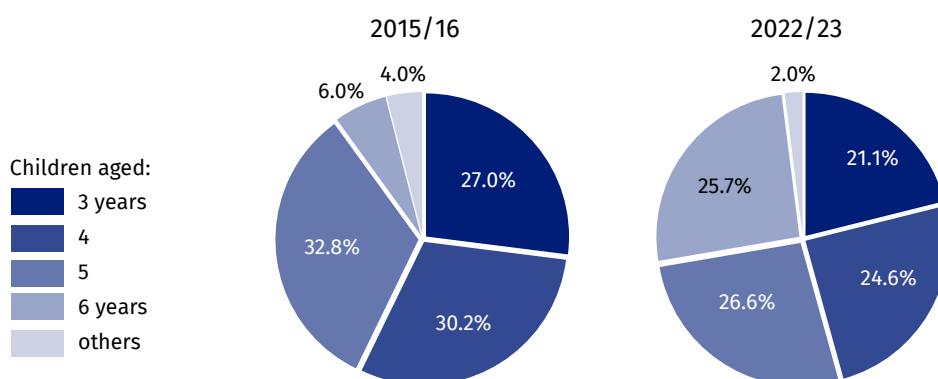
Specification		Establishments		Sections		Children	
		total	Of which in rural areas	total	Of which in rural areas	total	Of which in rural areas
<b>Total</b>	2015/16	471	283	1357	596	26734	10691
	2021/22	500	281	1698	711	33471	13214
	<b>2022/23</b>	<b>501</b>	<b>282</b>	<b>1718</b>	<b>731</b>	<b>35027</b>	<b>13851</b>
Of which:							
Nursery schools	2015/16	361	192	1188	454	23966	8324
	2021/22	393	196	1501	549	30079	10364
	<b>2022/23</b>	<b>394</b>	<b>198</b>	<b>1523</b>	<b>569</b>	<b>31426</b>	<b>10902</b>
Pre-primary sections In primary schools	2015/16	96	87	146	133	2452	2193
	2021/22	90	79	172	154	3128	2730
	<b>2022/23</b>	<b>89</b>	<b>78</b>	<b>177</b>	<b>156</b>	<b>3315</b>	<b>2830</b>

Among pre-primary education establishments in the 2022/23 school year public establishments were a majority– 82.6%, however their share decreased over the year by 0.6 percentage point. Local government units ran 78.7% of nursery schools and 70.8% of pre-primary sections organised in primary schools.

In the 2022/23 school year pre-primary education covered 35027 children, i.e. by 4.6% more than the year before and by 31.0% than in the 2015/16 school year. Most children (60.5%), similarly to the previous years, attended establishments in urban areas. The number of children in nursery schools in the 2022/23 school year accounted for 89.7% of the total children in establishments and amounted to 31426 (more by 4.5% than the year before and by 31.1% in relation to 2015/16 school year). 3315 children attended pre-primary sections organised in primary schools, of which 85.4% were children from rural areas. The number of children in pre-primary sections increased by 6.0% in relation to the previous school year and by 35.2% compared to 2015/16 year.

The number of children in nursery schools increased both compared to the 2021/22 school years as well as in relation to 2015/16 year

**Chart 1. Children by age in pre-primary establishments**  
As of 30 September



Per 1000 children aged 3–6, 969 attended classes in pre-primary establishments, of which in nursery schools –870. Higher value of this indicator is characteristic to urban areas – 1190 than for rural areas– 754 (of which, in nursery schools: 1154 and 594, respectively).

The popularisation rate of pre-primary education expressed as the number of children aged 3-4 attending pre-primary education establishments in % of all children of this age amounted to 92.4% and increased by 4.4 percentage points compared to the previous school year.

Pre-primary establishments were attended by 9012 six-year-olds in the 2022/23 school year. Out of 1000 children aged 6, pre-primary establishments were attended by 1015 children from this age group (in 2021/22 – 957). In relation to the previous year, in pre-primary establishments, there was an increase in the number of three-year-olds– by 2.0%, five-year-olds – by 9.5% and six-year-olds – by 7.5%, however the number of four-year-olds has not changed.

In the 2022/23 school year, there were 8 special nursery schools, similarly to the previous year, which were attended by 109 children (in 2021/22 – 104).

In the 2022/23 school year there were 70 children on average per 1 pre-primary, in urban areas – 97, in rural areas – 49, of which in nursery schools: 80, 105 and 55, respectively.

### Primary schools

In the 2022/23 school year, 401 primary schools operated in Opolskie Voivodship (of which 23 special and 2 schools for adults). Compared to the previous school year, the number of primary schools decreased by 1.0%. Considering the location of the school, there were

In 2022/23 school year there were 401 primary schools

140 primary schools in urban areas (i.e. by 1.4% less in comparison to the previous school year) and 261 schools in rural areas (decrease by 0.8%).

Majority of primary schools are public schools (92.5%). The largest part of primary schools was subordinated to local government units (83.8%), while the rest was ran by social organisations and associations as well as religious organisations (14.7%) and other units (1.5%).

The largest number of primary schools operated in powiats: Nyski (58) and Opolski (57), while the smallest one in powiats: Głubczycki (19) and Namysłowski (22).

**Table 2. Primary schools**  
As of 30 September

Specification		Grand total	Pupils						Graduates <sup>a</sup>	
			total	of which girls	Of the total				total	of which girls
					In grade I		In grade VIII			
					total	of which girls	total	of which girls		
Primary schools	2015/16	374	55063	26962	12148	6032	.	.	7983	3987
	2021/22	377	68474	33364	8621	4181	11226	5543	7989	3918
	<b>2022/23</b>	<b>376</b>	<b>68345</b>	<b>33216</b>	<b>8856</b>	<b>4248</b>	<b>12070</b>	<b>6057</b>	<b>11312</b>	<b>5588</b>
Of which branch	2015/16	13	491	241	188	98	.	.	20	11
	2021/22	8	297	149	68	31	17	10	6	3
	<b>2022/23</b>	<b>8</b>	<b>299</b>	<b>148</b>	<b>75</b>	<b>41</b>	<b>11</b>	<b>6</b>	<b>17</b>	<b>10</b>
Special primary schools	2015/16	23	624	190	67	21	.	.	105	26
	2021/22	24	1069	361	78	19	239	90	137	47
	<b>2022/23</b>	<b>23</b>	<b>1057</b>	<b>359</b>	<b>58</b>	<b>18</b>	<b>219</b>	<b>71</b>	<b>150</b>	<b>51</b>
Primary schools For adults	2015/16	-	-	-	-	-	.	.	-	-
	2021/22	4	75	23	-	-	52	19	50	11
	<b>2022/23</b>	<b>2</b>	<b>58</b>	<b>14</b>	<b>-</b>	<b>-</b>	<b>37</b>	<b>7</b>	<b>37</b>	<b>15</b>

a From the previous school year.

In the 2022/23 school year, 69460 pupils attended primary schools, of which 43183 (62.2%) in urban areas and 26277 (37.8%) on rural areas. The number of pupils decreased by 0.2% in comparison to the previous school year.

Special primary schools were attended by 1057 pupils, i.e. less by 1.1% than in the previous school year.

In the 2022/23 school year in Opolskie Voivodship, there were 182 pupils per primary school for children and youth (excluding special schools). In urban areas this rate was higher and amounted to 354 pupils versus 102 in rural areas. There were 17 pupils per section on average in primary school. In rural areas grades were less numerous, as there were 13 pupils on average per one section, while in urban areas there were 21 pupils.

In June 2022, the number of primary schools graduates amounted to 11499, i.e. more by 40.6% compared to 2021. In urban areas, 7160 persons graduated from this level of education and 4339 in rural areas. In the structure of all primary schools graduates, the dominant share was held by graduates of primary schools for children and youth (98.4%), while graduates of special primary schools accounted for 1.3%, and of primary schools for adults– 0.3%.

Full-time compulsory education in primary schools was fulfilled by 69460 pupils

In urban areas, there were over 3 times more pupils per primary school for children and youth than in rural areas

### Post-primary schools (including special)

Post-primary schools include: special job-training schools, stage I sectoral vocational schools, stage II sectoral vocational schools, general secondary schools, technical secondary schools, general art schools leading to professional certification. Moreover, in accordance with the The Act on the Education System, post-secondary schools are included in post-primary schools, however they are presented separately due to higher degree of education.

In the 2022/23 school year in Opolskie Voivodship there were 208 post-primary school and it was by 1.0% more than in the previous school year. Most of post-primary schools were schools for youth (179) and their number increased by 2.3% in comparison with 2021/22 school year.

Over 86% of post-primary schools were schools for youth

**Table 3. Post-primary schools**  
As of 30 September

Specification		Grand total	Students				Graduates <sup>a</sup>	
			total	of which women	of the total in grade I		total	of which women
					total	of which women		
Stage I sectoral	2015/16	47	5443	1783	1985	625	1782	635
Vocational schools <sup>b</sup>	2021/22	46	5814	1831	1781	562	1118	327
	<b>2022/23</b>	<b>48</b>	<b>5637</b>	<b>1808</b>	<b>2677</b>	<b>848</b>	<b>2350</b>	<b>712</b>
Stage II sectoral	2015/16	.	.	.	.	.	.	.
Vocational schools	2021/22	6	151	40	107	23	-	-
	<b>2022/23</b>	<b>10</b>	<b>407</b>	<b>45</b>	<b>330</b>	<b>31</b>	<b>38</b>	<b>14</b>
General secondary	2015/16	105	14409	8201	4133	2366	5212	3081
schools	2021/22	78	14008	8570	3417	2143	3989	2405
	<b>2022/23</b>	<b>76</b>	<b>15286</b>	<b>9504</b>	<b>4594</b>	<b>2945</b>	<b>3729</b>	<b>2214</b>
Technical secondary <sup>c</sup>	2015/16	53	13705	6067	3669	1572	3137	1293
schools	2021/22	51	16633	6934	3705	1467	2988	1256
	<b>2022/23</b>	<b>51</b>	<b>17941</b>	<b>7426</b>	<b>5337</b>	<b>2246</b>	<b>3097</b>	<b>1355</b>
Special job-training	2015/16	20	301	118	93	34	66	23
schools	2021/22	21	285	102	75	25	69	17
	<b>2022/23</b>	<b>21</b>	<b>320</b>	<b>115</b>	<b>97</b>	<b>36</b>	<b>55</b>	<b>21</b>
General art schools	2015/16	4	336	272	82	69	37	29
Leading to	2021/22	4	345	312	86	80	53	47
Professional certification	<b>2022/23</b>	<b>2</b>	<b>395</b>	<b>366</b>	<b>128</b>	<b>120</b>	<b>60</b>	<b>49</b>

a From the previous school year. b In the 2015/16 school year basic vocational schools. c In the 2015/16 school year including supplementary technical secondary schools.

39986 students attended post-primary schools. In relation to 2021/22 school year, the number of students decreased by 0.74%. The most popular among students of post-primary schools were schools, which gave the possibility to obtain matriculation certificate and thus continue education at universities. These schools were attended by 85.1% of the total number of post-primary students, i.e. more by 1.5 percentage point in relation to 2021/22 school year.

Students of technical secondary schools accounted for 44.9% of students of post-primary schools

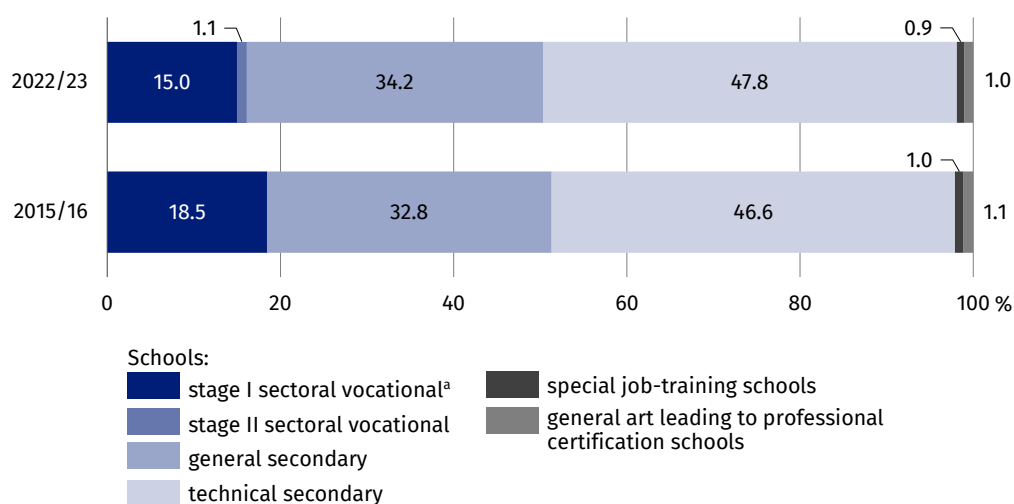
Most of students of post-primary schools (93.8%) attended schools for youth.

Public schools accounted for 83.7% of the total number of post-primary schools and 37172 students (i.e. 91.9%) attended them. Main governing body of post-primary schools for youth were local government units, which supervised 82.1% schools. They were governing body for 82.6% of stage I sectoral vocational schools (including special job-training schools), 70.0% of stage II sectoral vocational schools, 78.7% of general secondary schools and 86.8% of technical secondary schools (including general art schools leading to professional certification).

In the 2022/23 school year the net enrollment rate expressed as a relation of the number of students aged 15–17 years to the number of population in this age group accounted for 17.6% in stage I sectoral vocational schools (including special job-training schools) while in general secondary school expressed by the number of students aged 15–18 years – amounted to 35.3% and in technical secondary schools (including general art schools leading to professional certification) expressed as a relation of the number of students aged 15–19 years to the number of population in this age group – 39.1%.

Among persons attending post-primary schools, sex is an important determinant of school choice. In the 2022/23 school year women accounted for 62.2% of the total number of students of general secondary schools, they less often chose technical secondary schools (including general art schools leading to professional certification), where their share accounted for 42.5%, while their lowest percentage was among students of stage I sectoral vocational schools (including special job-training school) – 32.3% and stage II sectoral vocational schools – 11.1%.

**Chart 2. Students of post-primary schools for youth**  
As of 30 September



a In the 2015/16 school year basic vocational schools.

In June 2022, 9329 persons graduated from post-primary schools, of which the most numerous group were general secondary school graduates – 40.0% and technical secondary school (including general art schools leading to professional certification) – 33.8%, while the share of graduates of stage I sectoral vocational schools (including special job-training schools) was – 25.8%. Compared to the previous school year a total number of post-primary graduates increased by 13.5%. The increase was also noted among graduates of the stage I sectoral vocational schools (by 102.6%) as well as technical secondary schools (by 3.8%).

### Stage I sectoral vocational schools (including special job-training schools) and stage II sectoral vocational schools

There were 48 stage I sectoral vocational schools and 21 special job-training schools in the 2022/23 school year in Opolskie Voivodship. Their number, compared to 2021/22 school year, respectively: increased by 4.3% and remained unchanged. In this group of schools 50.7% were special schools.

The largest number of stage I sectoral vocational schools were located in the city of Opole (9) as well as in powiats: Nyski and Strzelecki (8 each), while the fewest in powiats: Głubczycki and Krapkowicki (3 each).

Public schools (87.0%) were predominant among stage I sectoral vocational schools in the 2022/23 school year.

5957 students attended stage I sectoral vocational schools, of which 90.4% studied in mainstream schools, while 9.6% in special schools. Compared to the previous school year there was a decrease in the total number of students by 2.3%, of which in mainstream schools – by 2.8% and in special schools – increase by 2.1%.

The share of women among students of these schools in the 2022/23 school year accounted for 32.3% and increased on a yearly basis by 0.6 percentage point.

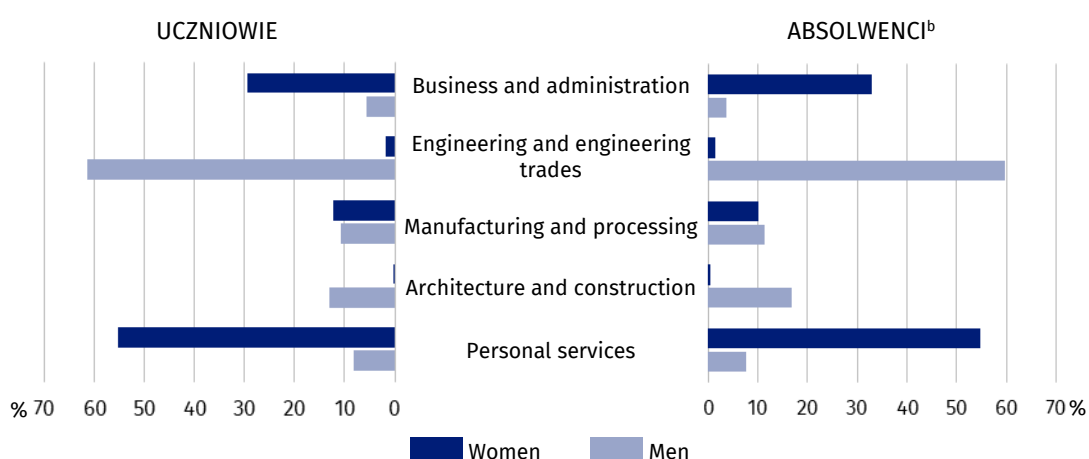
Among students of stage I sectoral vocational schools (excluding special job-training schools) the most popular were occupations in the narrow fields of engineering and engineering trades (42.4% of the total number of students) as well as of personal services (23.3%). Sex played an important role in choosing the field of vocational education. Men were mostly educated in occupations in the narrow field of engineering and engineering trades (61.6% of the total number of men attending stage I sectoral vocational schools), while among women majority chose education in occupations in the narrow field of personal services (55.4% of the total number of woman attending stage I sectoral vocational schools).

69 stage I sectoral vocational schools (including special job-training schools) operated in the 2022/23 school year

Students of stage I sectoral vocational schools most often chose narrow fields of education: engineering and engineering trades as well as personal services

**Chart 3. Students and graduates of stage I sectoral vocational schools for youth by sex and chosen narrow fields of education<sup>a</sup> in the 2022/23 school year**

As of 30 September



a According to International Standard Classification of Education (ISCED-F 2013). b From the previous school year.

In June 2022, there were 2405 graduates of stage I sectoral vocational schools, of which 93.9% were graduates of mainstream schools and 6.1% – of special schools. Compared to the previous year there was an increase in the total number of graduates by 102.6%, of which in mainstream schools by 113.7% and in special schools by 12.3%.

In the 2021/22 school year graduates of stage I sectoral vocational schools (excluding special job-training schools) graduated mostly from the narrow fields of engineering and engineering trades (42.0% of the total number of graduates) and from personal services (21.8%). Among men, there were most graduates in occupations from the narrow field of engineering and engineering trades (59.8%), while among women in occupations from the narrow field of personal services (54.8%).

In Opolskie Voivodship in the 2022/23 school year there were 10 stage II sectoral vocational schools. Their number increased by 66.7% in comparison to the previous school year.

Among them 80.0% were public schools.

In the 2022/23 school year 407 persons attended stage II sectoral vocational schools, i.e. more by 169.5% than the year before. Women accounted for 11.1% of students and their share decreased by 15.4 percentage points on a yearly basis.

The largest number of students of stage II sectoral vocational schools in the 2022/23 school year studied in narrow fields of engineering and engineering trades (66.6%) as well as architecture and construction (10.6%).

In June 2022, for the first time, the number of 38 graduates of stage II sectoral vocational schools was recorded. Most of the students graduated in narrow fields of personal services (50.0% of the total number of graduates).

### **General secondary schools**

In the 2022/23 school year, in Opolskie Voivodship there were 76 general secondary schools. Compared to the previous school year, a decrease of 2.6% in the number of these schools was recorded, while in relation to the 2015/16 school year – by 27.6%. Among general secondary schools 61.8% were general secondary schools for youth.

The largest number of general secondary schools operated in the city of Opole (19) and Nyski Powiat (12), while the fewest in powiats: Strzelecki (2) as well as Namysłowski and Prudnicki (3 each).

In the 2022/23 school year among general secondary schools for youth, public schools had a predominant share (83.0%). In the group of general secondary schools for adults, 44.8% were non-public schools with public school competences.

15286 persons studied in general secondary schools (an increase compared to the previous school year and the 2015/16 of 9.1% and 6.1%, respectively), of which in general secondary schools for youth – 12822 persons.

The majority of students of general secondary schools were women (62.2%). However a significant share concerned general secondary schools for youth, in which they accounted for 65.0%, while in case of general secondary schools for adults only 47.4%. Compared to the 2021/22, an increase of 1.0 percentage point was recorded in the share of women in general secondary schools.

In the 2022/23 school year, per 1 general secondary school (excluding special schools) in Opolskie Voivodship there were 206 students on average, of which in schools for youth – 284, while for adults – 85, however per section there were 26 students each, respectively.

In June 2022, education in general secondary schools was completed by 3729 graduates (i.e. less by 6.5% than the year before, and by 28.5% than in 2015), of which 2748 persons completed school for youth, and 981 – for adults.

The number of students of general secondary schools increased compared to both 2021/22 school year as well as in relation to 2015/16

## Technical secondary schools (including general art schools leading to professional certification)

In the 2022/23 school year in Opolskie Voivodship there were 53 technical secondary schools. Compared to the previous school year their number decreased by 3.6%, and in relation to the 2015/16 school year by 7.0%.

The largest number of technical secondary schools operated in the city of Opole (12) and in Nyski Powiat (7) and the fewest in powiats: Głubczycki, Krapkowicki, Namysłowski and Strzelecki (2 each).

Among technical secondary schools during the 2022/23 school year, public schools were predominant – 96.2%.

Total of 18336 students attended technical secondary schools in the 2022/23 school year of which 97.8% attended technical secondary schools, while 2.2% general art schools leading to professional certification. Compared to the previous school year, there was an increase in the total number of students by 8.0% (in relation to 2015/16 – by 30.6%), of which an increase of 7.9% was observed (in relation to 2015/16 – by 30.9%).

In the 2022/23 school year women accounted for 41.4% of students of technical secondary schools and 92.7% of general art schools leading to professional certification (the year before: 41.7% i 90.4%, respectively).

In the 2022/23 school year there were 352 students on average per 1 technical secondary school (special schools excluding) in Opolskie Voivodship, while per section – 26 students.

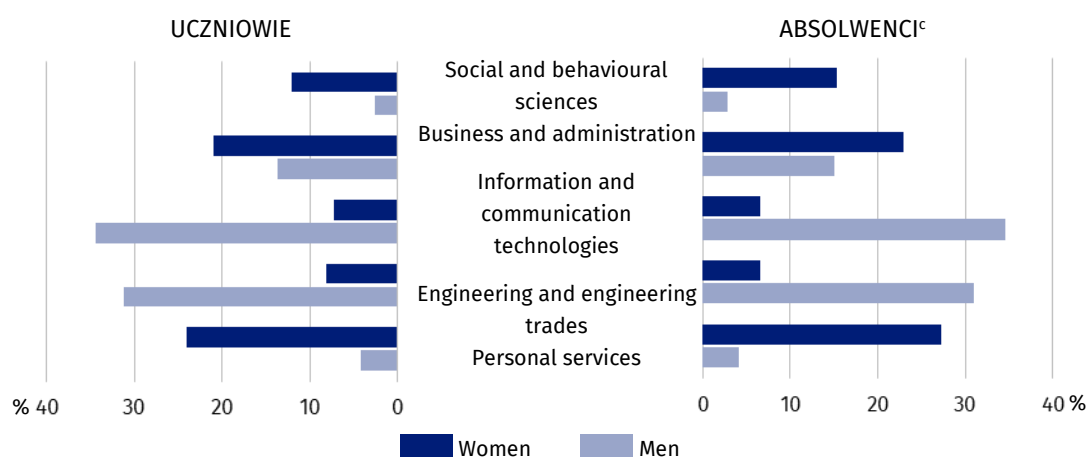
Students of technical secondary schools most often chose narrow fields of education: information and communication technologies (22.8% of the total number of students) and engineering and engineering trades (21.4%). Among men, occupations from narrow field of information and communication technologies were most popular (34.4% of the total number of man attending technical secondary schools), while among women education in the narrow field personal services (24.0% of the total number of women attending technical secondary schools).

The total number of students of technical secondary schools increased both compared to the 2021/22 school year and in relation to the 2015/16 school year

Students of technical secondary schools most often chose education in narrow fields from information and communication technologies as well as engineering and engineering trades

**Chart 4. Students and graduates of technical secondary schools<sup>a</sup> for youth by sex and selected narrow fields of education<sup>b</sup> in the 2022/23 school year**

As of 30 September



a Including students and graduates of general art schools leading to professional certification.

b According to International Standard Classification of Education (ISCED-F 2013). c From the previous school year.

The number of graduates of technical secondary schools in June 2022 amounted to 3157 and increased by 3.8% in relation to the previous year and by 0.5% in comparison with June 2015.



Graduates of technical secondary schools most often finished education from narrow field of information and communication technologies (22.1% of the total number of graduates) as well as engineering and engineering trades (20.1%). Among men predominant were graduates from occupations from narrow fields of information and communication technologies (34.5%), while for women the most graduates were from narrow group of social services (27.2%).

### Post-secondary schools

In the 2022/23 school year there were 35 post-secondary schools in Opolskie Voivodship. Their number decreased by 14.6% in comparison to the previous school year and by 39.7% in relation to the 2015/16 school year.

The spatial distribution of post-secondary schools is not even in the voivodship. Their clear concentration can be noted in the city of Opole ( 10 schools) and in Nyski Powiat (7). On the other hand, in powiats: Krapkowicki, Opolski and Strzelecki there are no schools of that type.

The majority of post-secondary schools were run by private sector entities – 71.4% of this type of schools (in the 2021/22 school year – 75.6% however in 2015/16 – 69.0%).

Post-secondary schools educated total of 5358 persons i.e. less by 10.6% in comparison to the previous school year and by 4.7% more than in 2015/16 school year.

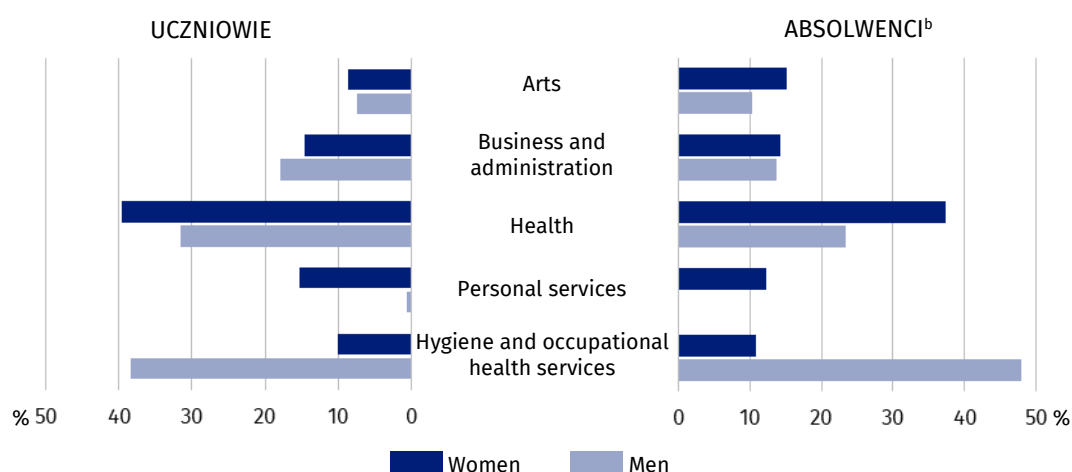
Most, i.e. 73.4% of persons studying in the post-secondary schools were women (versus 70.1% in the 2021/22 school year).

In the 2022/23 school year the biggest number of students of post-secondary schools were educated in occupations from health narrow field (37.3% of the total number of students) as well as occupational health services (17.6%). Men took up education mostly in occupations from narrow field of occupational health services (38.3% of the total number of men attending post-secondary schools), while women chose education in occupations from health narrow field (39.5% of the total number of women attending post-secondary schools).

Most students from post-secondary schools chose education from narrow fields of medicine as well as occupational health services

**Chart 5. Students and graduates of post-secondary schools by sex and selected narrow fields of education<sup>a</sup> in the 2022/23 school year**

As of 30 September



a According to International Standard Classification of Education (ISCED-F 2013). b From the previous school year.

In June 2022, 1371 persons graduated from post-secondary schools, i.e. by 6.5% less in comparison with the previous year and by 2.2% more than in June, 2015.

In the 2021/22 school year the largest number of graduates of post-secondary schools completed education in occupations from health narrow field (33.8% of the total number of graduates) as well as hygiene and occupational health services (20.4%). Among men, the majority graduated in occupations from hygiene and occupational health services narrow field (47.9% of the total number of men graduating from the post-secondary schools) on the other hand among women in occupations form health narrow field (37.4%).

\* \* \*

In case of quoting Statistics Poland data, please provide information: "Source of data: Statistics Poland" and in case of publishing calculations made on data published by Statistics Poland, please include information: "Own study based on figures of Statistics Poland".

Prepared by:

**Statistical Office in Opole**  
**Acting Director Renata Wasilewska**  
Phone: 77 453 14 52

Issued by:

**The Spokesperson of Statistical Office in Opole**  
**Monika Bartel**  
Phone: 77 423 09 75



[www.opole.stat.gov.pl/en](http://www.opole.stat.gov.pl/en)



@Opole\_STAT



@USOpole

#### **Related information**

[Education in Opolskie Voivodship in the 2021/2022 school year](#)

#### **Data available in databases**

[Local Data Bank - Education](#)