

# Health care in Opolskie Voivodship in 2021

28 November 2022


**11.5%**

Increase in the number of persons treated in general hospitals in relation to 2020

In 2021, in relation to the previous year, the number of beds in general hospitals of Opolskie Voivodship increased. The number of residents in long-term care facilities decreased. There were more medical consultations provided in outpatient health care than in 2020. The number of pharmaceutical outlets slightly decreased. Compared to 2020, the larger number of persons received medical treatment at place of occurrence.

## In-patient health care

Residents are provided full-time and all day care by i.a. general hospitals and long-term care facilities.

At the end of 2021, in Opolskie Voivodship, there were 30 in-patient general hospitals, i.e. more by 1 than a year ago and by 2 compared to 2015. They had a total of 4.4 thousand beds, the number of which increased on a yearly basis by 8.8%, and decreased by 5.0% compared to 2015.

At the end of 2021, there were 46 beds in general hospitals per 10 thousand inhabitants of Opolskie Voivodship

**Table 1. General hospitals**  
as of 31 December

SPECIFICATION	2015	2020	2021		
	in absolute numbers			2015=100	2020=100
Facilities	28	29	30	107.1	103.4
Beds <sup>a</sup>	4604	4022	4376	95.0	108.8
In-patients <sup>b</sup> (during the year) in thousands	193.3	133.9	149.3	77.2	111.5

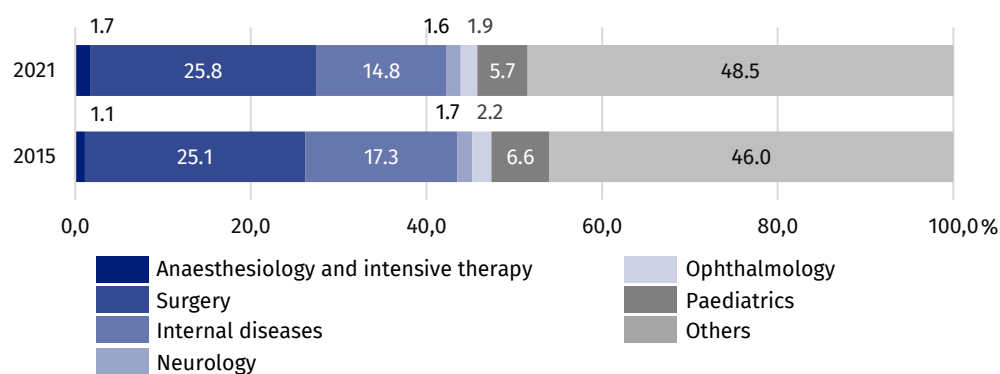
a Including beds and incubators for newborns. b Including inter-ward patient transfers.

In 2021, in general hospitals, in in-patient care (excluding inter-ward patient transfers), there were 127.1 thousand persons treated (of which 13.7 thousand persons under the age of 18), i.e. more by 10.5% compared to 2020, while fewer by 23.3% in relation to 2015.

Patients (including inter-ward patient transfers) were most often hospitalised in surgical wards and in 2021, they made up for 25.8% of all in-patients treated in general hospitals in the voivodship (the year before – 26.1%, in 2015 – 25.1%).

Similarly to the previous year, there were an average of 29 patients per 1 bed in general hospitals in 2021 (excluding inter-ward patient transfers) compared to 36 in 2015.

**Chart 1. Structure of in-patients<sup>a</sup> in general hospitals by wards**



<sup>a</sup> Including inter-ward patient transfers.

The average duration of stay of a patient in a hospital ward in 2021 amounted to 6.0 days in the voivodship, compared to 5.7 days the year earlier and in 2015.

Besides in-patient hospitals, in Opolskie Voivodship at the end of 2021, medical activity was also conducted by 2 day-care hospitals.

In addition to hospitals, in 2021, as part of long-term health care including: chronic medical care homes, nursing homes, hospices and palliative care wards as well as psychiatric type facilities, 24 facilities provided inhabitants of Opolskie Voivodship with 24-hour health services in the scope of nursing, care, rehabilitation and care during terminal stage of life. The number of facilities providing this kind of services remained at the level of 2015 and decreased by 1 in relation to the previous year.

**Table 2. Long-term health care<sup>a</sup>**  
as of 31 December

SPECIFICATION	2015	2020	2021		
	in absolute numbers			2015=100	2020=100
Facilities	24	25	24	100.0	96.0
of which chronic medical care homes <sup>b</sup>	19	18	18	94.7	100.0
Beds	1096	1128	1084	98.9	96.1
of which in chronic medical care homes <sup>b</sup>	1018	1034	985	96.8	95.3
In-patients (during the year)	3091	2755	2712	87.7	98.4
of which in chronic medical care homes <sup>b</sup>	2046	1782	1848	90.3	103.7

<sup>a</sup> Including chronic medical care homes, nursing homes, hospices and palliative care wards as well as psychiatric type facilities. <sup>b</sup> Including chronic medical care homes of psychiatric type.

Out of all facilities, chronic medical care homes were the most numerous (including psychiatric type facilities), which at the end 2021 accounted for 75.0%. Their share, compared to 2020, increased by 3.0 percentage points, while in relation to 2015 it decreased by 4.2 percentage points.

Long-term care facilities in Opolskie Voivodship, at the end of 2021 had total of 1.1 thousand beds, which means a decrease on an annual scale of 3.9% and 1.1% in relation to 2015. Among the total available beds in the voivodship, a vast majority were offered by chronic medical care homes (including psychiatric type facilities) and their share at the end of 2021 accounted for 90.9%, i.e. lower by 0.8 percentage point than the year before and by 2.0 percentage points than in 2015.

In 2021, per 100 thousand population in the voivodship, there were 114 beds on average versus 118 the year before and 110 in 2015.

Facilities operating in Opolskie Voivodship in 2021 provided in-patient care for 2.7 thousand persons. The number of in-patients compared to the previous year and 2015 decreased, i.e. by 1.6% and by 12.3%, respectively. The most numerous group in 2021 were residents of chronic medical care homes (including psychiatric type facilities) and their number amounted to 1.8 thousand, while their share accounted for 68.1% of the total number of in-patients and was higher than the one recorded the year before, as well as compared to 2015 (by 3.4 percentage points and by 1.9 percentage point, respectively).

The average stay of a resident in long-term health care facilities in 2021 amounted to 135 days in the voivodship and was shorter compared to 2020 by 1 day, while in relation to 2015 longer by 15 days.

### Out-patient health care

At the end of 2021, in Opolskie Voivodship, health services under out-patient health care, were provided to inhabitants by 710 health care entities, of which 76.9% were located in urban areas. Both in relation to the previous year and 2015, the number of out-patient departments as well as of practices of doctors and dentists decreased.

There were 1336 persons per out-patient entity in Opolskie Voivodship at the end of 2021

**Table 3. Out-patient health care**  
as of 31 December

SPECIFICATION	2015	2020	2021		
	in absolute numbers			2015=100	2020=100
Out-patient departments	538	532	520	96.7	97.7
Practises of doctors and dentists <sup>a</sup>	255	215	190	74.5	88.4
Consultations <sup>b</sup> provided in thousands (during the year).	7258.0	6332.9	6789.8	93.5	107.2
medical <sup>c</sup>	6608.8	5838.3	6243.2	94.5	106.9
dental	649.2	494.6	546.6	84.2	110.5

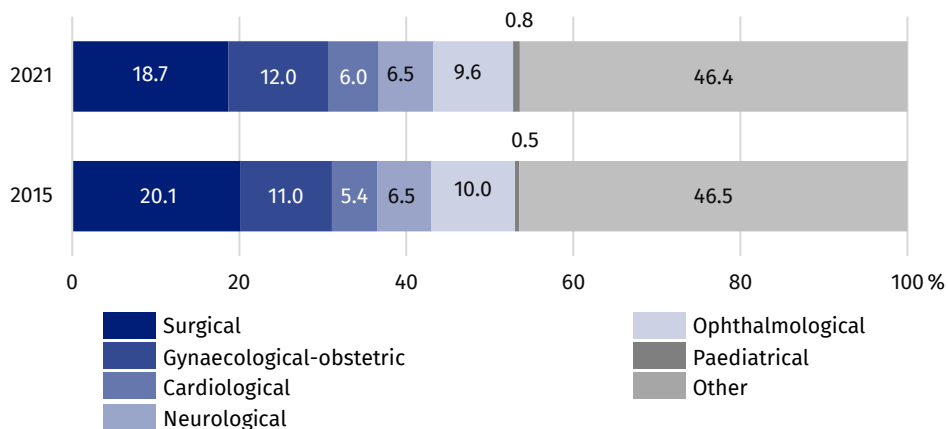
a Data include practices that have signed a contract with the National Health Fund or with out-patient departments. b Including consultations paid by patients in out-patient departments as well as including consultations provided as part of night and holiday care services. c Including consultations provided in admission rooms for non-hospitalised patients.

In 2021, in all out-patient health care departments in the voivodship, a total of 6789.8 thousand consultations were provided. Compared to 2020, their number increased by 7.2%, while in relation to 2015 it decreased by 6.5%. There were, on average, 7.1 consultations per capita versus 6.6 in the previous year and 7.3 in 2015.

In the total number of out-patient consultations provided in Opolskie Voivodship in 2021, a vast majority (91.9%) were medical consultations. Their number increased by 6.9% in relation to 2020 and decreased by 5.5% compared to 2015. Among all the medical consultations provided (excluding consultations provided within night and holiday care services, as well as excluding consultations from admission rooms) in 2021, every second one was provided in primary health care, and every third in specialised health care.

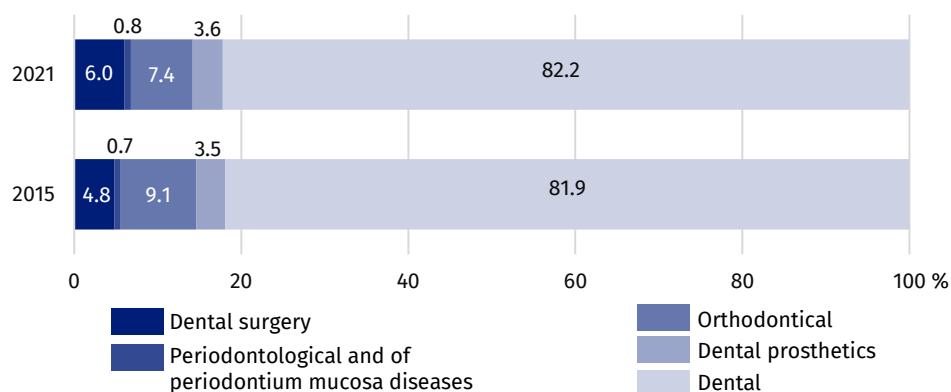
With regard to specialised health care in Opolskie Voivodship in 2021, medical services were most often provided in surgical clinics. Their share in the total number of provided consultations accounted for 18.7% in the voivodship and increased on a yearly basis by 0.7 percentage point, while compared to 2015 it decreased by 1.4 percentage points.

**Chart 2. Structure of consultations provided in specialist health care by type of clinic**



Dental consultations provided in clinics of: dental surgery, orthodontics, periodontology and periodontal mucous diseases, stomatology and dental prosthetics in 2021 accounted for 8.1% of the total number of consultations provided in out-patient health care facilities in Opolskie Voivodship (the year before – 7.8% and in 2015 – 8.9%).

**Chart 3. Structure of consultations provided in specialist dental health care by type of clinic**



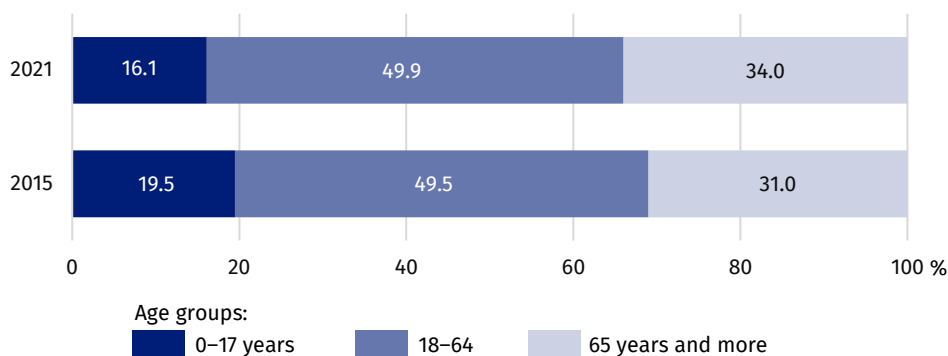
The number of provided dental consultations increased over the year by 10.5%, while in relation to 2015 it decreased by 15.8%. Out of all consultations provided within specialist dental health care, the largest number of services in Opolskie Voivodship was provided in dental clinics. Their share in the total number of provided dental consultations in 2021 was at the level of 82.2% versus 83.2% the year before and 81.9% in 2015.

Over a half (57.6%) of consultations in out-patient health care (with the exception of consultations provided in admission rooms of general hospitals) were provided for women. The number of health services provided for women in Opolskie Voivodship in 2021 amounted

to 3862.9 thousand and compared to 2020 increased by 7.8% and in relation to 2015 decreased by 7.1%.

Taking into account consultations provided by age groups of service recipients (with the exception of consultations provided in admission rooms of general hospitals), they were most frequently provided for patients in the age group of 18-64 years. In 2021, 3346.0 thousand of them were provided, which accounted for 49.9% of all the provided outpatient services in Opolskie Voivodship. In relation to 2020, the number of medical consultations in discussed group of service recipients increased by 6.3%, but their share decreased by 0.6 percentage point. In relation to 2015, the number of provided services decreased by 5.0% and its share increased by 0.4 percentage point. The number of consultations provided for children and youth in 2021 amounted to 1079.2 thousand and compared to the previous year increased by 15.6%, while it decreased by 22.5% in relation to 2015. Persons in the oldest age group (i.e. 65 years and more) in the voivodship in 2021 were provided with more by 5.7% consultations than the year before and by 3.2% than in 2015.

**Chart 4. Structure of consultations provided in outpatient health care by age groups of recipients**



At the end of the December 2021 in Opolskie Voivodship 86.3% of outpatient health care entities were adapted to the needs of disabled persons. Out of them 71.5% were fitted with slipways/driveways/platforms facilitating entrance to the building and 31.8% with a lift.

In relation to December 2020 as well as to December 2015, the level of adaptation of units providing services in the field of outpatient health care to the needs of disabled persons (expressed as a relation in the number of units fitted with at least one improvement for disabled persons to the total number of facilities operating in the given area) declined. The number of health care entities equipped with at least one facility for disabled persons decreased on an annual scale by 5.3% and by 1.9% in relation to 2015.

**Generally available pharmacies and pharmaceutical outlets**

At the end of 2021, in Opolskie Voivodship, 326 facilities supplied its inhabitants with medicines and medical devices. The number of generally available pharmacies did not change in relation to the previous year, while compared to 2015 it decreased by 7.3%. The number of pharmaceutical outlets decreased both compared to 2020, as well as in relation to 2015.

At the end of 2021, in Opolskie Voivodship, there were 2910 inhabitants per 1 generally available pharmacy and pharmaceutical outlet

**Table 4. Generally available pharmacies and pharmaceutical outlets**  
as of 31 December

SPECIFICATION	2015	2020	2021		
	in absolute numbers			2015=100	2020=100
Pharmacies	314	291	291	92.7	100.0
of which performing night shifts	163	88	86	52.8	97.7
Pharmaceutical outlets	47	37	35	74.5	94.6

Out of the total number of generally available pharmacies operating in the voivodship in 2021, 29.6% performed night shift (in 2020 – 30.2% and in 2015 – 51.9%).

In Opolskie Voivodship at the end of December 2021, out of the total number of operating generally available pharmacies and pharmaceutical outlets, 77.9% were adapted to the needs of disabled persons.

On annual scale, the number of entities fitted with technical infrastructure adapted to the needs of disabled persons decreased in the voivodship by 2 units (i.e. by 0.8%) and by 32 (by 11.2%) in relation to 2015. The most common facilities are slipways/driveways/platforms facilitating entrance to the building (64.2% of the total number of entities fitted with facilities in 2021).

#### Emergency medical services and first aid

At the end of 2021 in Opolskie Voivodship medical services in case of emergencies were provided by 52 units of medical emergency system, which included 44 emergency rescue teams (of which 12 specialists), 7 hospital emergency wards and 1 medical air rescue team. The base of listed units did not change per year, while in relation to 2015 it increased by 6.1%. At the end of 2021, 4 admission rooms also cooperated with the entities of the system of emergency medical services, and their number, both in relation to 2020 and 2015, did not change.

There were 75 persons per 1000 population who were provided with medical assistance by emergency rescue teams at the place of occurrence

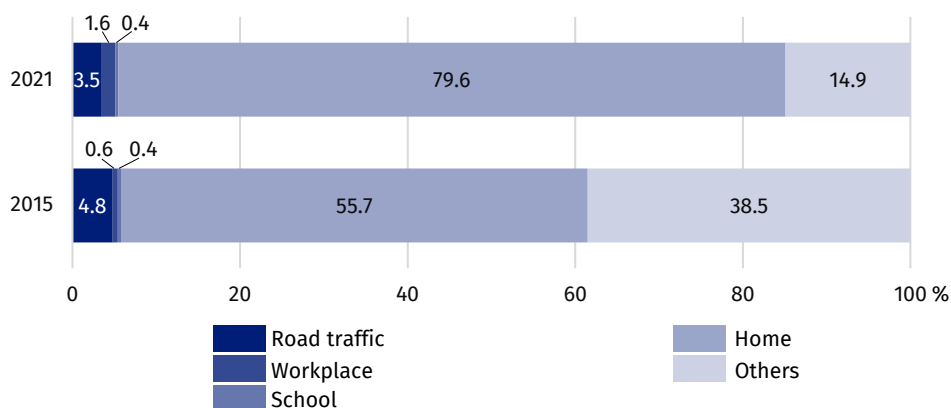
**Table 5. Emergency medical services**  
as of 31 December

SPECIFICATION	2015	2020	2021		
	in absolute numbers			2015=100	2020=100
Units of the system of emergency medical services	49	52	52	106.1	100.0
of which emergency rescue teams	42	44	44	104.8	100.0
Calls to the place of occurrence	65929	65411	70963	107.6	108.5
Persons who received health service at the place of occurrence	66215	65522	71247	107.6	108.7

In 2021 in Opolskie Voivodship medical rescue teams completed 71.0 thousand calls to the place of occurrence. On an annual scale their number increased by 8.5% and by 7.6% in

relation to 2015. Considering the place of occurrence, medical rescue teams were most often called to the patient's home.

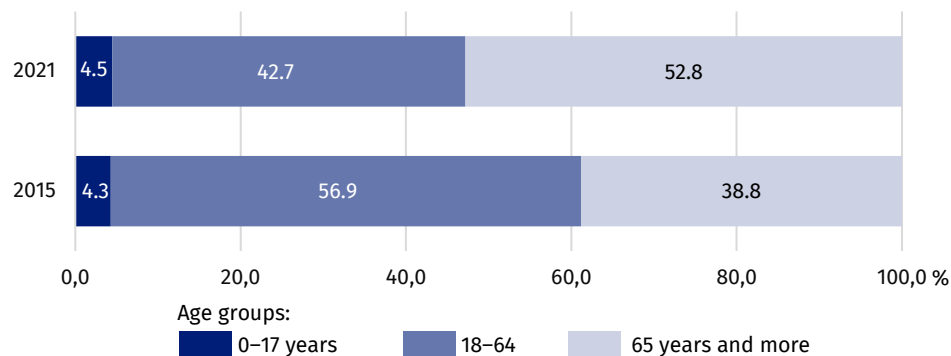
**Chart 5. Structure of calls of medical rescue teams to the places of occurrence**



In Opolskie Voivodship, in 2021, a total of 71.2 thousand persons benefitted from the assistance of emergency medical technicians, i.e. more by 8.7% than a year earlier and by 7.6% than in 2015. Medical assistance in sudden cases was more often provided for women. Among the total number of persons who received assistance within the emergency medical services, over a half (55.4%) were women. The share of women benefitting from the assistance of emergency medical technicians increased in relation to the previous year by 2.6 percentage points and by 6.8 percentage points compared to 2015.

Among persons who received health service, a majority were persons in the age group of 65 years and more. In 2021 their share in the voivodship amounted to 52.8% and compared to 2020 increased by 1.2 percentage point, while by 14.0 percentage points in relation to 2015.

**Chart 6. Structure of persons who received health service at the place of occurrence by age groups**



First aid in outpatient mode (not ended with hospitalisation) in 2021, was provided in the voivodship by 4 admission rooms and 7 hospital emergency wards. In total, 66.8 thousand patients benefitted from their services, which, compared to 2020, means an increase of 4.2% and in relation to 2015 a decrease of 27.4%.

In 2021, health services were most often provided in surgical clinics (including trauma-orthopaedic surgery and neurosurgery) – 54.2% of the total number of persons who received health service (in 2020 – 45.1% and in 2015 – 35.1%).


In case of quoting Statistics Poland data, please provide information: "Source of data: Statistics Poland" and in case of publishing calculations made on data published by Statistics Poland, please include information: "Own study based of figures of Statistics Poland".


Prepared by:  
**Statistical Office in Opole**

**Director Janina Kuźmicka**  
Phone: 77 453 14 52

Issued by:  
**The Spokesperson of Statistical Office in Opole**

**Monika Bartel**  
Phone: 77 423 09 75

 [www.opole.stat.gov.pl/en](http://www.opole.stat.gov.pl/en)

 [@GUS\\_STAT](https://twitter.com/GUS_STAT)

#### **Data available in databases**

[Local Data Bank – Health care, social welfare and benefits to the family](#)

#### **Terms used in official statistics**

[Health](#)

[Primary health care](#)