

Health care in Opolskie Voivodship in 2023

31 July 2024

↑ 4.4%

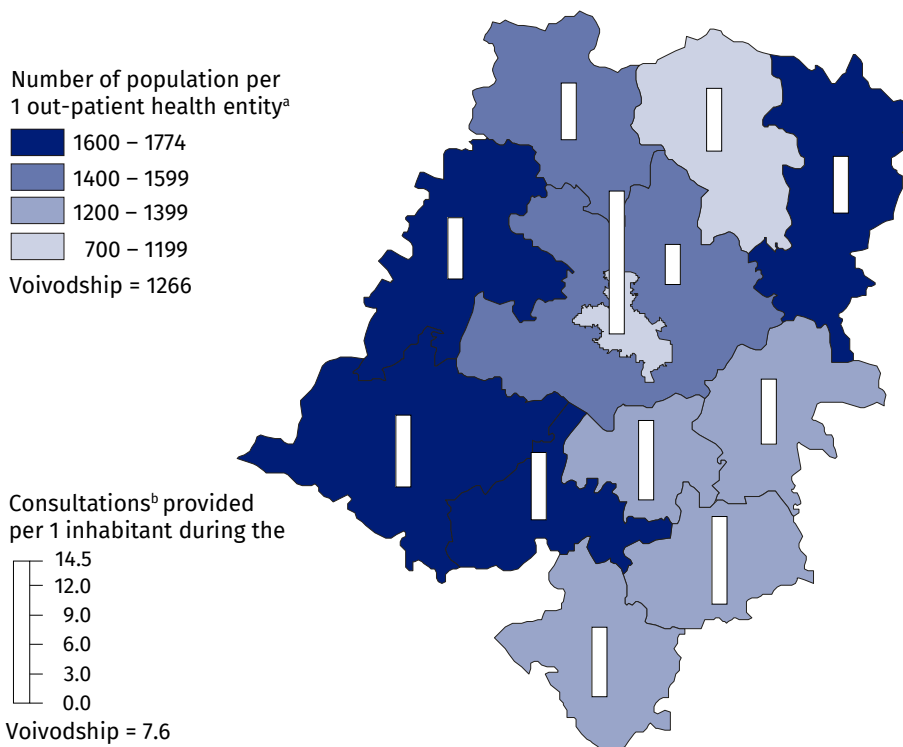
Increase in the number of provided medical consultations in out-patient health care compared to 2022

At the end of 2023, compared to the previous year, the number of entities in out-patient health care in Opolskie Voivodship increased, as well as medical consultations provided in them. There was a decrease in the number of generally available pharmacies and pharmaceutical outlets. The number of medical consultations provided at the place of occurrence in emergency mode increased (in hospital emergency wards and admission rooms).

Out-patient health care

At the end of 2023, in Opolskie Voivodship, health services under out-patient health care were provided to inhabitants by 740 health care entities, out of which 79.2% were located in urban areas. Compared to the end of 2022, the number of health care entities increased (by 2.2%), however decreased (by 6.7%) in relation to 2015. Among entities, both on annual basis as well when compared with 2015, there was an increase in the number of out-patient departments, with a simultaneous decrease in the total number of medical and dental practices (of 6.9% and 36.9%).

Map 1. Out-patient health care in 2023



a As of 31 December. b Excluding consultations provided in general hospitals admission rooms.

At the end of 2023, there were 1266 persons (in the year before – 1302) on average per 1 out-patient health care entity in Opolskie Voivodship. The highest value of analysed rate was recorded in Prudnicki Powiat (1774) and the lowest in the city of Opole (700).

There were 1266 persons per out-patient entity in Opolskie Voivodship at the end of 2023

The number consultations (excluding consultations provided in general hospitals admission rooms) provided in out-patient health care, per 1 inhabitant of Opolskie Voivodship in 2023, amounted to 7.6 versus 7.3 in the previous year. The largest number of consultations provided per 1 inhabitant was recorded in the city of Opole (14.5), and the lowest in Opolski Powiat (4.1).

Table 1. Out-patient health care
as of 31 December

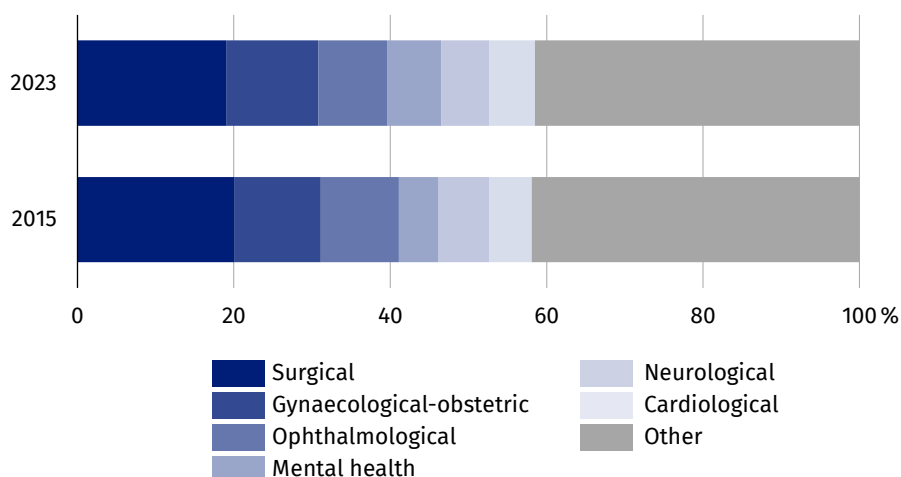
SPECIFICATION	2015	2022	2023		
	in absolute numbers			2015=100	2022=100
Out-patient departments	538	551	579	107.6	105.1
Doctors and dentists practises ^a	255	173	161	63.1	93.1
Consultations ^b provided in thousands	7118.9	6863.7	7164.0	100.6	104.4
medical	6469.7	6319.8	6554.5	101.3	103.7
dental	649.2	543.9	609.4	93.9	112.0

a Data include practices that have signed a contract with the National Health Fund or with out-patient departments.
b Including consultations paid by patients in out-patient departments as well as including consultations provided as part of night and holiday care services; excluding consultations provided in admission rooms of general hospitals.

In 2023, there were 7164.0 thousand consultations provided (excluding consultations provided in general hospitals admission rooms) in out-patient health care facilities in the voivodship and their number increased both in comparison with the previous year and in relation to 2015, by 4.4% and by 0.6%, respectively.

In the total number of provided out-patient consultations in Opolskie Voivodship in 2023, a vast majority (91.5%) were medical consultations. Their number increased by 3.7% in relation to the previous year and by 1.3% compared to 2015. Among all medical consultations provided in 2023 (excluding consultations provided as part of night and holiday health care, as well as consultations from admission rooms), similarly as in the previous year, on average every second one was provided in primary health care, while every third in specialist health care.

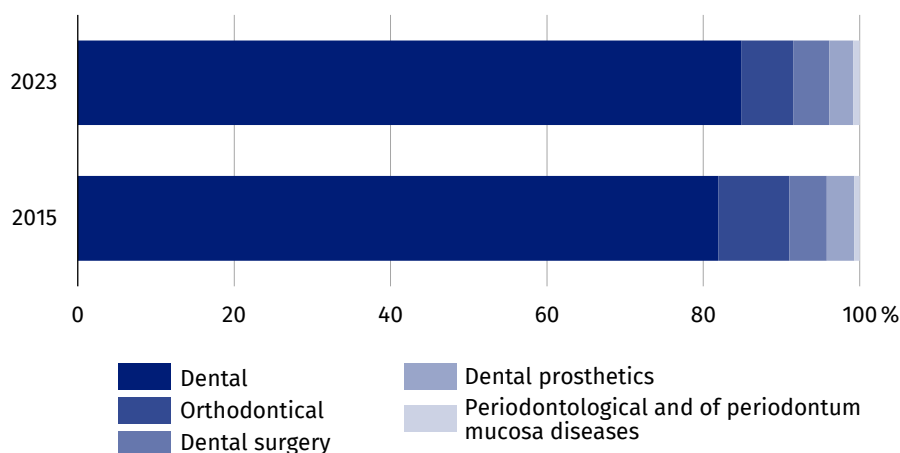
Chart 1. Structure of consultations provided in specialist health care by type of clinic



With regard to specialised health care in Opolskie Voivodship in 2023, the most medical services were provided in surgical clinics. Their share in the total number of provided consultations during the discussed period in the voivodship was at the level of 19.1% and decreased by 0.2 percentage point versus previous year as well as by 1.0 percentage point in comparison with 2015.

Dental consultations provided in clinics: dental surgery, orthodontics, periodontology and periodontal mucous diseases, stomatology and dental prosthetics in 2023 constituted 8.5% of the total number of consultations provided in out-patient health care facilities in Opolskie Voivodship (in the previous year – 7.9%, while in 2015 – 9.1%).

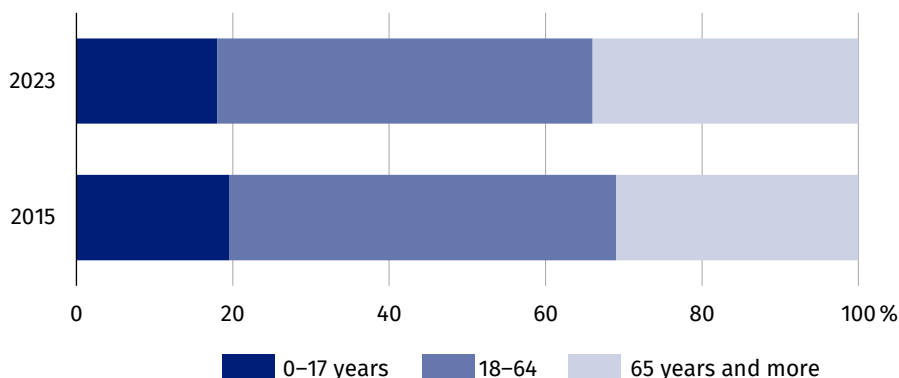
Chart 2. Consultations provided in specialist dental health care by type of clinic



Compared to the previous year, the number of dental consultations provided in 2023 increased by 12.0%, however decreased by 6.1% in relation to 2015. Among all consultations provided as part of specialist dental health care, the most treatments in Opolskie Voivodship were provided in dental clinics. Their share in the total number of provided dental consultations in 2023 was at the level of 84.9% versus 83.7% in the year before and 81.9% in 2015.

Over a half (57.5%) of consultations provided as part of out-patient health care (excluding consultations provided in general hospitals admission rooms) were provided to women. The number of medical consultations provided to women in Opolskie Voivodship in 2023 was at the level of 4117.0 thousand and increased by 4.0% compared to the previous year, however decreased by 1.0% in relation to 2015.

Chart 3. Consultations provided in out-patient health care by age groups of recipients



Taking into account consultations provided by age groups of service recipients (excluding consultations provided in general hospitals admission rooms), they were most often provided to patients aged 18–64 years. In 2023, 3440.5 thousand consultations were provided, which accounted for 48.0% of all provided out-patient services in Opolskie Voivodship. In relation to 2022, the number of medical consultations increased by 3.7%, while compared to 2015 it decreased by 2.3%. The number of consultations provided to children and youth in 2023 amounted to 1290.0 thousand and when compared to the previous year increased by 2.6%, however it decreased by 7.3% in relation to 2015. Persons in the oldest age group (i.e. 65 years and more) in 2023 in the voivodship, were provided with by 6.4% consultations more than in the previous year and by 10.3% than in 2015.

At the end of December 2023 in Opolskie Voivodship, 88.2% of out-patient health care entities were suited to the needs of persons with disabilities. Out of them, 70.8% were fitted with slipways/driveways/platforms facilitating entrance to the building, and 32.0% with a lift, of which (76.1%) were suited to the needs of persons using wheelchairs.

Compared to the end of 2022 and 2015, the level of adjustment of units providing services in out-patient health care for persons with disabilities (expressed by a relation in the number of facilities fitted with at least one adjustment for disabled persons to the total number of facilities operating in the given area) got improved. The number of health-care entities fitted with at least one adjustment for persons with disabilities increased by 3.2% on annual basis and by 4.5% in relation to 2015.

Generally available pharmacies and pharmaceutical outlets

At the end of December 2023 in Opolskie Voivodship, 310 entities supplied inhabitants with medicine and medical devices and their number, compared to the previous year as well as to 2015, decreased: by 4.3% and by 14.1%, respectively.

Table 2. Generally available pharmacies and pharmaceutical outlets
as of 31 December

SPECIFICATION	2015	2022	2023		
	in absolute numbers			2015=100	2022=100
Pharmacies	314	294	282	89.8	95.9
of which performing night shifts	163	86	60	36.8	69.8
Pharmaceutical outlets	47	30	28	59.6	93.3

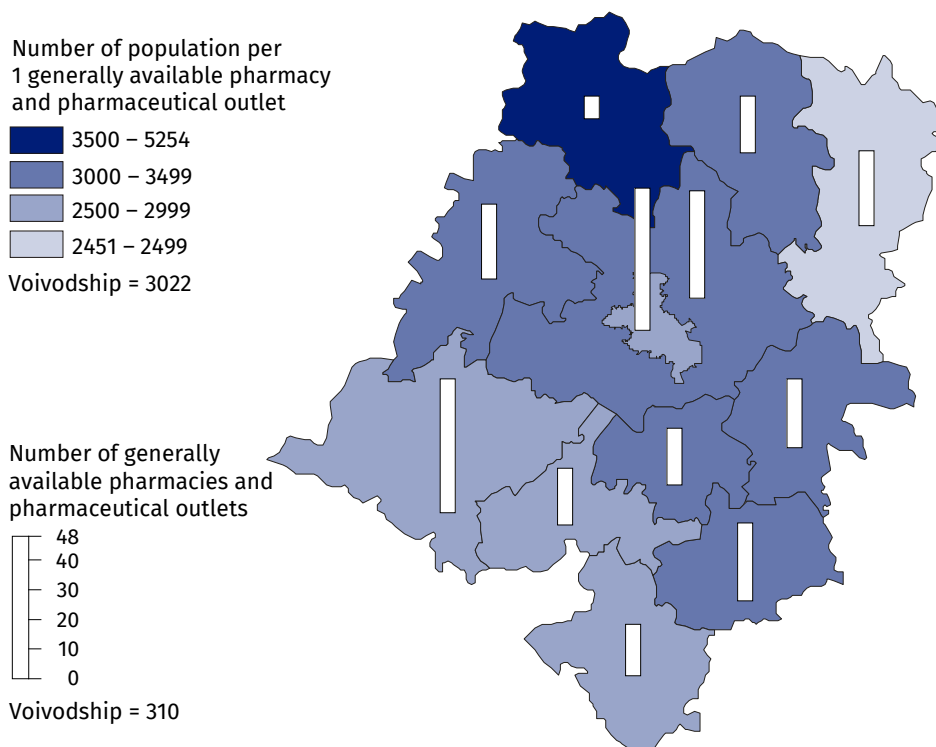
Among the total number of generally available pharmacies operating in the voivodship in 2023, 21.3% performed a night shift (in 2022 – 29.3%, while in 2015 – 51.9%).

In 2023, as in the previous year, mail order sales of medical devices via the Internet were declared by 1.4% of generally available pharmacies in the voivodship (in 2015 – 1.3%).

At the end of 2023, on average, there were 3022 inhabitants (2909 in the year before) per 1 generally available pharmacy and pharmaceutical outlet in Opolskie Voivodship. In terms of powiats, the value of discussed indicator varied significantly and ranged from 2451 in Oleski Powiat and 5254 in Namysłowski Powiat.

At the end of 2023, in Opolskie Voivodship, there were 3022 inhabitants per 1 generally available pharmacy and pharmaceutical outlet

Map 2. Generally available pharmacies and pharmaceutical outlets in 2023
as of 31 December



At the end of December 2023, out of the total number of generally available pharmacies and pharmaceutical outlets operating in the Opolskie Voivodship, 75.5% had at least one amenity in terms of technical infrastructure fitted to the needs of persons with disabilities. The share of discussed facilities decreased in the voivodship (by 3.8 percentage points) on annual basis and (by 3.7 percentage points) compared to the end of 2015. Among amenities, most occurring were slipways/driveways/platforms facilitating entry to the building (62.4% among the total number of entities having an amenity in 2023, i.e. by 3.0 percentage points fewer than in the year before, however by 6.1 percentage points more versus 2015).

Emergency medical services and first aid

At the end of 2023 in Opolskie Voivodship, a medical help in emergencies was provided by 52 units of medical emergency system, which consisted of 44 emergency rescue teams (of which 12 specialist), 7 hospital emergency wards and 1 medical air rescue team. On annual basis, the base of listed units in the voivodship did not change, however increased by 6.1% in relation to 2015. At the end of 2023, 4 admission rooms also cooperated with entities of medical emergency system and their number compared to the previous year, as well as to 2015, did not change.

There were 72 persons per 1000 population who were provided with medical assistance by emergency rescue teams at the place of occurrence

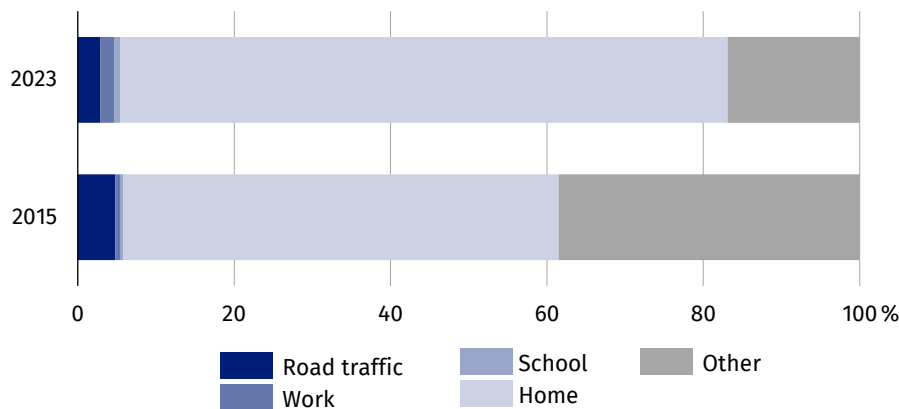
Table 3. Emergency medical services
as of 31 December

SPECIFICATION	2015	2022	2023		
	in absolute numbers		2015=100	2022=100	
Units of medical emergency system	49	52	52	106.1	100.0
of which emergency rescue teams	42	44	44	104.8	100.0
Calls to the place of occurrence ^a	65929	72655	67255	102.0	92.6
Persons who received a health service at the place of occurrence ^a	66215	73003	67484	101.9	92.4

^a During the year.

In 2023, in Opolskie Voivodship, emergency rescue teams completed 67.3 thousand calls to the place of occurrence. On an annual basis their number decreased by 7.4% however increased by 2.0% in relation to 2015. Considering the place of occurrence, emergency rescue teams were most often called to the patient's home.

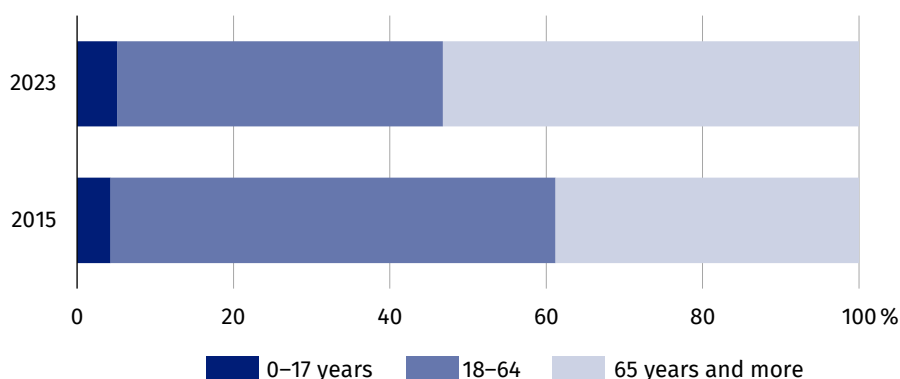
Chart 4. Calls of medical rescue teams to the places of occurrence



In Opolskie Voivodship, a total of 67.5 thousand persons benefitted from the assistance of medical emergency technicians, i.e. by 7.6% fewer than in the previous year, while by 1.9% more than in 2015. Among the total number of persons who received help as part of the emergency medical services in 2023, over a half (50.2%) were women. The share of women benefitting from the assistance of medical emergency technicians was at the level of the previous year, however increased by 1.6 percentage point in relation to 2015.

Among persons, who received medical services in 2023, over a half (53.2%) were persons in the age group of 65 years and more. The share of these persons, compared to the year before increased in the voivodship by 0.9 percentage point, while by 14.4 percentage points in relation to 2015.

Chart 5. Structure of persons who received health service at the place of occurrence by age groups



First aid in out-patient mode (not ended with hospitalisation) in 2023 was provided in the voivodship by 4 admission rooms and 7 hospital emergency wards. In total, 75.8 thousand patients benefitted from their services, which, compared to the previous year means an increase of 3.9%, whereas a decrease of 17.6% in relation to 2015.

In 2023, a total of 76.3 thousand medical services were provided in out-patient mode versus 73.0 thousand in the previous year and 92.0 thousand in 2015. Help was most often provided to patients in surgical clinics (including trauma-orthopaedic and neurosurgery) – 47.3% of the total number of consultations provided in out-patient mode (by 8.9 percentage points fewer than in the previous year, however more by 12.2 percentage points in relation to 2015).

In case of quoting Statistics Poland data, please provide information: "Source of data: Statistics Poland" and in case of publishing calculations made on data published by Statistics Poland, please include information: "Own study based of figures of Statistics Poland".

Prepared by:
Statistical Office in Opole

Acting Director Renata Wasilewska
Phone: 77 453 14 52

Issued by:
Opolski Centre for Regional Surveys

Hanna Sterniuk-Mościcka
Phone: 514 901 001
e-mail: H.Sterniuk-Moscicka@stat.gov.pl

Media management:

Monika Bartel
Phone: 77 423 09 75
e-mail: M.Bartel@stat.gov.pl



opole.stat.gov.pl/en/



[@StatPoland](https://twitter.com/StatPoland)

Related information

[Health care in Opolskie Voivodship in 2022](#)

Data available in databases

[Local Data Bank – Health care, social welfare and benefits to the family](#)

Terms used in official statistics

[Health](#)

[Primary health care](#)