

Activity of cultural institutions in Opolskie Voivodship in 2022

31 August 2023


4.8%

Increase in the number of public library users in relation to 2021

In Opolskie Voivodship, at the end of 2022, there were 301 public libraries, in which 126.4 thousand library users borrowed out-of-library 2.4 million volumes of book collection during the year. Exhibition activities were conducted by 20 museums and 2 galleries, and performances by 4 theatres and music institutions. At the end of 2022, there were 14 operating indoor cinemas, in which, during the year, 38.3 thousand screenings took place. In the voivodship there were also 188 cultural institutions, which organised 6.0 thousand events.

Public libraries and library-information units

At the end of 2022 in Opolskie Voivodship, there were 337¹ public libraries and library-information units and their number decreased by 2 compared to the previous year and by 16 in relation to 2015. Among all libraries and library-information units, the majority were public libraries. At the end of 2022, there were 301 of them, including 228 library branches. Most of library units with branches operated in rural areas (74.8%). The number of public libraries and branches decreased by 1 compared to 2021 and by 14 in relation to 2015. At the end of 2022, there were 17 operating library service points, i.e. more by 4 than in the year before and by 2 in relation to 2015.

Per 1 public library or branch, there were 3131 persons (in the country – 4945), and the year before – 3141. In the urban areas this indicator was 3-times higher than in rural areas and amounted to: 6559 and 1973, respectively.

The level of readership, measured by a number of readers in public libraries increased compared to 2021, however decreased versus 2015. The number of registered actively borrowing library users in 2022 amounted to 126.4 thousand, i.e. more by 4.8% in relation to 2021 and fewer by 19.2% compared to 2015.

In 2022, the number of public libraries users increased compared to the previous year

Table 1. Public libraries (with branches)

Specification	2015	2021	2022		
	in absolute numbers		2015=100	2021=100	
Public libraries ^a	315	302	301	95.6	99.7
Library service points ^a	15	13	17	113.3	130.8
Collection ^a in thousand volumes	3844.3	3632.5	3666.1	95.4	100.9
Library users ^b in thousands	156.4	120.6	126.4	80.8	104.8
Loans ^b :					
In thousand volumes	2941.0	2287.8	2388.5	81.2	104.4
per 1 library user in volumes	18.8	19.0	18.9	.	.

a As of 31 December. b Including library service points.

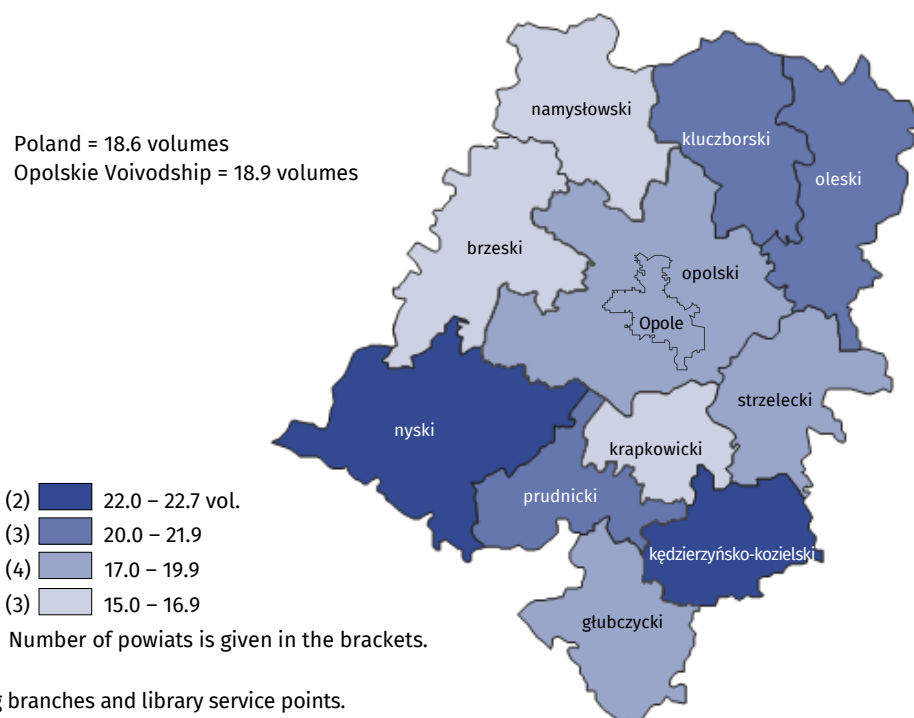
¹ Of which 1 library also had the scientific library status.

In 2022, the most numerous group of public library users by age categories were persons aged 25-44, who accounted for 24.4% of the total number of library users. In terms of occupation, the most public library users were employed persons, i.e. 38.7%, while studying persons accumulated 36.8% of library users.

The largest number of library users in 2022 benefited from public libraries in the city of Opole (29.1 thousand) then in powiats: Opolski (14.9 thousand) and Nyski (12.8 thousand). In terms of number of library users per 1000 inhabitants, the leading one was city of Opole (230), while on the second place was Krapkowicki Powiat (187).

The most public library users per 1000 inhabitants were recorded in the city of Opole

Map 1. Loans^a of collection in public libraries per 1 library user in 2022



In 2022, public libraries in Opolskie Voivodship recorded an increase (of 34.8%) in the number of collection loans to users in reading rooms and out-of-library loans (of 4.4%) in relation to the previous year. The highest values of the indicator of loans from public libraries per 1000 population were recorded in the city of Opole (3905 vol.) and powiats: Oleski (3047 vol.) and Kędzierzyńsko-Kozielski (2918 vol.). The value of loan collection indicator per 1 library user in 2022 amounted to 18.9 volumes, versus 19.0 volumes in the year before and 18.8 volumes in 2015. The highest value was recorded in Nyski Powiat (22.7 volumes), then in powiats: Kędzierzyńsko-Kozielski (22.6 volumes) and Kluczborski (21.7 volumes).

The number of collection loans in public libraries in reading rooms increased by 34.8% compared to 2021

The network of public libraries in the voivodship is supported by library-information units. In 2022 conducting activity were: 22 scientific libraries, 8 professional libraries, 5 pedagogical libraries, 1 specialised-fiction library and 1 centre of scientific, technical, and economic information (INTE).

Collection of public libraries and library-information units at the end of 2022 amounted to 5693.7 thousand volumes and was higher than a year before by 0.9%. Special collections amounted to 342.8 thousand volumes (in 2021 – 345.1 thousand volumes), of which the most numerous category were audio-visual materials (134.8 thousand).

In 2022, in public libraries and library-information units, 1.7 thousand computers were used, of which 46.6% were computers for the use of library users (of which 95.5% had access to the Internet).

Besides activity connected to lending to users, public libraries and library-information units organise various kinds of cultural-educational events. In 2022, there were 9.6 thousand of such events (in the year before – 6.5 thousand), of which the most (98.0% of all undertakings) were organised in public libraries. A total of 261.7 thousand participants were involved in classes (in 2021 – 267.2 thousand). As part of their activities in 2022 public libraries and library-information units organised 9 conferences and seminars, attended by 0.6 thousand users, i.e. similarly as in the year before.

In terms of amenities for persons with special needs in 2022, building entrances adapted to the needs of disabled persons were in 125 facilities, i.e. 37.1% of the total number of public libraries and library-information units. Amenities inside the building were in 26.1% of units (28.3% in the previous year).

Centres of culture, cultural establishments and centres, clubs and community centres

In Opolskie Voivodship, in 2022, there were 188 centres of culture, cultural establishments, cultural centres as well as clubs and community centres. The most numerous group were community centres (52.7% of the total number of facilities), then cultural centres (21.8%), while the least numerous were clubs (4.3%) and centres of culture (5.3%). A larger part of facilities (72.9%) was located in rural areas, with the rural facilities being mostly community centres (93.9% of the total number of this type of institutions) and cultural establishments (73.3%). In urban areas dominant were clubs (87.5%) and centres of culture (80.0%).

The most facilities operated in the area of powiats: Brzeski (24), then Nyski (23), Krapkowicki, Opolski and Strzelecki (21 each), while the least were in Głubczycki Powiat (3) and city of Opole (6).

In Opolskie Voivodship, there were an average of 5.0 thousand people per 1 facility (in the country – 9.5 thousand). The best situation in this regard was in Namysłowski Powiat, in which, per 1 facility there were 2 times fewer inhabitants than voivodship's average (2.2 thousand).

In 2022 there were 10 centres of culture, 30 cultural establishment, 41 cultural centres, 8 clubs and 99 community centres

Table 2. Centres of culture, cultural establishments and centres, clubs and community centres

As of 31 December

Specification	2015	2021	2022		
	in absolute numbers			2015=100	2021=100
Institutions	214	189	188	87.9	99.5
Events ^a	8157	3826	5976	73.3	156.2
Event participants ^a in thousands	659.4	263.8	493.0	74.8	186.9
Artistic groups (ensembles)	542	439	457	84.3	104.1
Members of artistic groups in thousands	8.3	6.6	7.2	86.8	109.0
Groups (clubs)	687	706	712	103.6	100.8
Members of groups (clubs) in thousands	14.9	11.6	12.7	84.7	108.9
Courses ^a	98	76	112	114.3	147.4
Course graduates ^a in thousands	1.5	1.0	1.8	120.2	172.9

a During the year.

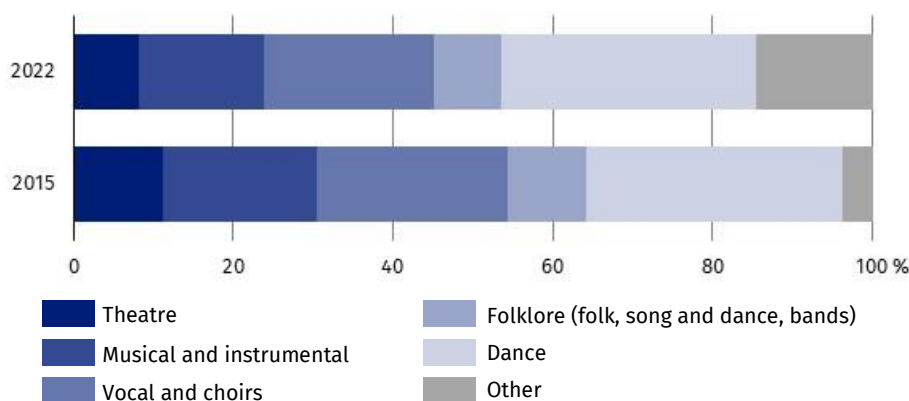
An important aspect of functioning of cultural institution is their infrastructure facilities. In 2022, in Opolskie Voivodship, 92.0% of institutions used a separate building. Premises shared with other institutions were most often used by cultural centres (43.1%), community centres (35.3%), followed by cultural establishments (8.8%). Among all facilities, 50.2% were adjusted to the needs of disabled persons. Out of this group, 96.4% facilities had adapted entrance to the building, and 71.0% adequate amenities inside the building.

In 2022, centres of culture, cultural establishments and centres, community centres and clubs organised 6.0 thousand events, i.e. more by 56.2% than in the year before, while by 26.7% fewer than in 2015. They were attended by 493.0 thousand participants, that is more by 86.9% than in 2021, while by 25.2% fewer than in 2015. Workshops (30.3%), presentations, meetings, lectures (12.4%) as well as tourist and sport-recreational events (11.6%) were most often organised. The largest number of participants per 1 event was recorded in the following types of events: concerts (248), festivals and artistic reviews (237) and theatrical performances (169). The most dynamic, in terms of number of organised events per 1 institution were centres of culture – on average 77 events during the year, while the least, i.e. 13 on average, were organised by community centres.

In all institutions in 2022, there were 457 artistic groups (in the year before – 439 and in 2015 – 542) with 7.2 thousand members (in 2021 – 6.6 thousand and in 2015 – 8.3 thousand). The most numerous were dance groups (2.8 thousand), vocal groups and choirs (1.4 thousand) as well as musical and instrumental groups (1.2 thousand). On average, 1 artistic group amounted to 16 members. Among members of artistic groups, dominant were school children and youth (66.3%). Activity was also recorded among persons over 60 years of age (18.7%).

1 institution organised 32 events on average

Chart 1. Structure of artistic groups by type
As of 31 December



In 2022, on average, per 1000 inhabitants of the voivodship, 8 persons were members of a chosen artistic group operating in centre of culture, cultural establishment and centre, club or community centre. The most active in this regard were inhabitants of Głubczycki Powiat, in which 18 per 1000 persons took part in activities of artistic groups, followed by powiats: Opolski (13) and Kluczborski (12). The lowest level of discussed rate occurred in the city of Opole, where 1 person per 1000 population took part in activities of artistic groups.

In centres of culture, cultural establishments and centres, clubs and community centres there were also numerous groups (clubs) i.e. systematic classes with a specific thematic profile in organised groups. At the end of 2022, there were 712 clubs active, i.e. more by 0.8% than in the year before and by 3.6% versus 2015. There were 12.7 thousand members of clubs (in the year before – 11.6 thousand, while in 2015 – 14.9 thousand). On average, 1 club gathered 18 members. The most members per 1 club were gathered in senior clubs/The Third

Age University (50 members) and film discussion clubs (30). The level of participation rate of inhabitants in clubs activity (the number of club members per 1000 population) at the end of 2022 amounted to 13 for the voivodship (the year before – 12). The highest was recorded in powiats: Krapkowicki and Oleski (22 each), while the lowest in the city of Opole (4).

The offer of centres of culture, cultural establishments and centres, clubs and community centres also included organising various kinds of courses. In 2022, all institutions conducted 112 courses (in the year before – 76), of which the most popular were learning foreign languages (33), dance (29) as well as learning to play instruments (20). The status of graduate was given to 1.8 thousand persons, i.e. more by 72.9% than in the year before. Persons over 60 years of age accounted for 8.8% of all course graduates.

Museums² and art galleries

At the end of 2022, in Opolskie Voivodship, exhibition activity was carried by 20 museums, including 2 museum branches. Stakeholder of vast majority of institutions were local government units (65.0%). Entrance to the building adjusted the needs of disabled persons was present in 60.0% of museum facilities, while a half of facilities had amenities inside the building.

The total number of museum exhibits, as of the end of 2022, amounted to 271.0 thousand and increased by 4.4% compared to the previous year. Most of the exhibits were located in the museums in the city of Opole (45.7%), followed by Brzeski Powiat (22.5%). The richest in museum exhibits were interdisciplinary (43.5%) and historical (34.8%) museums. Historical (25.3%) and archaeological (22.8%) exhibits were dominating.

Table 3. Museums

Specification	2015	2021	2022		
			in absolute numbers		2015=100
Museums and museum branch ^a	16	17	20	125.0	117.6
Museum exhibits ^{ab} in thousand pieces	129.3	259.7	271.0	.	104.4
Temporary exhibitions	148	127	133	89.9	104.7
Museums and exhibition visitors in thousands	237.2	142.8	248.7	104.9	174.1
of which youth school ^c	60.0	27.9	43.6	72.6	156.3

a As of 31 December. b In 2015 in inventory items. c Visiting museums in organised groups.

Museums, in 2022, were visited by 248.7 thousand persons and their number increased by 74.1% compared to 2021 and by 4.9% in relation to 2015. Organised groups of school youth accounted for 17.5% of the total number of visitors (in 2021 – 19.5%). In 2022 the number of visitors to museums and exhibitions per 1000 population amounted to 263 persons (in the country – 970) and in 2021 – 150. The most popular among visitors were ethnographic and anthropological museums – 56.9 thousand persons as well as museums with historical profile – 53.8 thousand persons.

The annually organised “Night of Museums” is an opportunity to get to know Polish heritage. This form of sightseeing in 2022 in Opolskie Voivodship was used by 12.6 thousand persons versus 3.0 thousand in the previous year and 11.9 thousand – in 2015.

²From 2020 onwards, counted as museums are only museums, which operate on the basis of statute agreed with the Minister of Culture and National Heritage on regulations pursuant to Article 6 of the Act of 21 November 1996 on Museums

Museums in 2022 were visited by 74.1% more persons than in 2021

Museum exhibits were presented as a part of permanent and temporary exhibitions. In 2022 in museums, there were 133 temporary and 74 permanent exhibitions. Besides exhibition, as part of educational activity, museums organised 982 readings and lectures as well as presented 293 film screenings for visitors. Museums also carried out publishing activity, as a part of which they published 22 titles, i.e. as in 2021 with a total edition of 14.0 thousand copies (the year before – 9.7 thousand).

1 museum organised 7 temporary exhibitions on average

In Opolskie Voivodship in 2022, there were 2 art galleries. The number of visitors amounted to 117.5 thousand persons and was higher by 171.2% than in the year before and by 3.7% compared to 2015. Per 1 art gallery there were, on average, 58.8 thousand visitors (in the country – 9.6 thousand), in the year before – 21.7 thousand and in 2015 – 37.8 thousand. On average 1 exhibition was seen by 2.6 thousand persons (in the country – 0.8 thousand), the year before – 1.0 thousand and in 2015 – 2.8 thousand.

In 2022, art galleries organised 46 exhibitions in the country

Table 4. Art galleries

Specification	2015	2021	2022		
	in absolute numbers			2015=100	2021=100
Art galleries ^a	3	2	2	66.7	100.0
Exhibitions ^b	41	44	46	112.2	104.5
Expositions ^b	41	49	49	119.5	100.0
Visitors in thousands	113.4	43.3	117.5	103.7	271.2

a As of 31 December. b In the country.

In Opolskie's Voivodship galleries, own collections included, similarly to the year before, 1241 exhibits with the largest part being painting (602) and photography (289).

Art galleries, besides exhibition activity, organised various kinds of educational meetings. In 2022, galleries in Opolskie Voivodship organised 192 workshops and lessons, in which 2.6 thousand persons participated. As part of galleries' activities, lectures and presentations, film screenings, concerts and shows, competitions and performances were also organised. These events gathered in total 7.1 thousand participants and spectators. Additionally, art galleries carried out publishing activity which in 2022 covered 61 titles in printed form with a total edition of 12.4 thousand copies.

Theatres and musical institutions

In 2022 in Opolskie Voivodship, performance activity was carried out by 4 theatres and music institutions (2 dramatic theatres, puppet theatre and philharmonic hall) and all of them had their own, permanent artistic ensemble.

Table 5. Theatres and music institutions

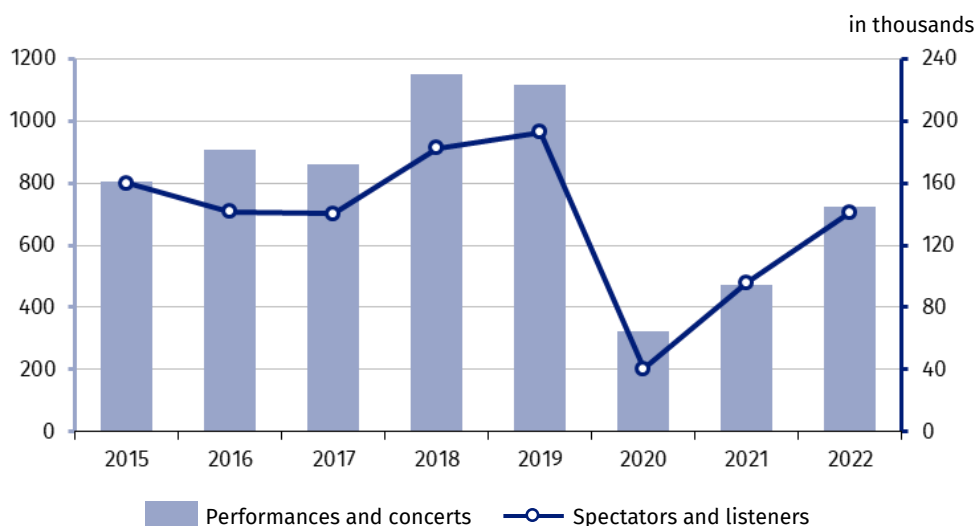
Specification	2015	2021	2022		
	in absolute numbers			2015=100	2021=100
Theatres and music institutions ^a	3	5	4	133.3	80.0
Seats in fixed halls ^a	2048	2451	2311	112.8	94.3
Performances and concerts ^b	806	471	726	90.1	154.1
Spectators and listeners ^b in thousands	160,1	95,8	141.2	88.2	147.4

a As of 31 December. b By locality.

Theatres and music institutions organised 726 performances and concerts attended by 141.2 thousand spectators and listeners. Compared to the previous year, the number of performances and concerts increased by 54.1%, and the number of spectators and listeners by 47.2%. In relation to 2015, both the number of performances and concerts as well as spectators and listeners decreased, i.e. by 9.9% and 11.8%, respectively. The average number of performances and concerts per 1 entity in 2022 amounted to 182, versus 94 in the year before and 269 in 2015.

Theatres and music institutions organised by 54.1% more performances and concerts than in 2021

Chart 2. Performances and concerts as well as spectators and listeners in theatres and music institutions^a



^a By locality.

In 2022 the most performances (48.5%) were organised in puppet theatre, performances of dramatic theatres accounted for 36.0% of the total number of performances and concerts, while those organised by philharmonic – 15.6%. Theatres: dramatic and puppet in 2022 gathered 102.2 thousand spectators on 613 performances, while 39.0 thousand listeners participated in 113 concerts organised by philharmonic.

The number of spectators and listeners per 1 performance and concert in 2022 amounted to 195 (in the country – 176), the year before – 203 and in 2015 – 199. This indicator was the highest in case of philharmonic, where 1 concert was on average listened by 345 persons, followed by dramatic theatres where 1 performance was attended by 260 persons, while in puppet theatre – 98 persons. The indicator describing number of spectators and listeners per 1000 population amounted to 149 (in the country – 246) versus 101 in 2021.

195 persons on average participated in 1 performance

In 2022 the number of seats in fixed halls decreased by 5.7% during the year, while it increased – by 12.8% in relation to 2015. There were 408 inhabitants of the voivodship per 1 seat in fixed halls of theatres and music institutions at the end of 2022 (in 2021 – 387).

Buildings of theatres and music institution in the voivodship were adapted to the needs of disabled persons. Adapted entrance to the building was in every facility, as well as all theatres and music institutions were equipped with amenities inside the buildings.

Indoor cinemas

As of the end of 2022, in Opolskie Voivodship, there were 14 indoor cinemas, i.e. more by 1 than in the year before and by 3 than in 2015. Indoor cinemas had 30 projection halls

and 5.2 thousand seats. The number of projection halls was higher by 3 compared to the previous year and by 8 in relation to 2015. The number of seats increased by 1.3% in relation to 2021 and by 10.8% in comparison with 2015.

Table 6. Indoor cinemas

Specifications	2015	2021	2022		
	in absolute numbers			2015=100	2021=100
Cinemas ^a	11	13	14	127.3	107.7
Projection halls ^a	22	27	30	136.4	111.1
Seats ^a	4701	5146	5211	110.8	101.3
Screenings in thousands	26.5	24.0	38.3	144.6	159.3
Audience in thousands	723.5	458.3	698.9	96.6	152.5

a As of 31 December.

At the end of 2022, in Opolskie Voivodship, 13 indoor cinemas were adapted to the needs of disabled persons, of which 12 cinemas had an entrance to the building adapted to the needs of disabled persons and had amenities inside the building.

In 2022 there were 38.3 film screenings in indoor cinemas, which were seen by 698.9 thousand spectators. The number of film screenings increased by 59.3% in relation to 2021 and by 44.6% compared to 2015. The number of spectators in indoor cinemas increased by 52.5% compared to the previous year, however decreased – by 3.4% in relation to 2015. On average, there were 18 spectators (in the country – 19) per 1 screening in Opolskie Voivodship, the year before – 19, versus 27 in 2015. Among the total number of screenings, 24.8% were Polish production film screenings (in 2021 – 21.5%, in 2015 – 16.7%). In 2022 Polish production film screenings gathered 162.9 thousand spectators, which constituted 23.3% of the total number of spectators in indoor cinemas (in 2021 – 21.3%, in 2015 – 19.8%). Per 1000 population in 2022, there were 739 spectators (in the country – 1095) and this indicator was higher than in the year before (481).

On average, there were 18 spectators per 1 screening

Mass events

In 2022, in Opolskie Voivodship, 152 mass events were organised, i.e. more by 44.8% than in the year before. They were attended by 320.6 thousand persons, i.e. more by 88.0% compared to the previous year. On average, per 1 mass event, there were 2.1 thousand persons (in the country – 4.4 thousand) versus 1.6 thousand in 2021. Majority of participants (83.8%, the year before – 91.8%) took part in paid mass events. Over a half, i.e. 59.2% of the total number of mass events (in 2021 – 64.8%) were undertakings organised in closed objects.

Mass events were attended by 88.0% more persons than in 2021

As part of the mass events, 98 sport events took place, i.e. more by 22.5% than in 2021. They were attended by 183.3 thousand persons (the year before – 109.9 thousand), which constituted 57.2% of all participants of mass events. In 2022, 54 (in the previous year – 25) art and entertainment mass events were organised and the number of participants in these undertakings amounted to 137.3 thousand, i.e. twice as much as in the year before.

In case of quoting Statistics Poland data, please provide information: "Source of data: Statistics Poland" and in case of publishing calculations made on data published by Statistics Poland, please include information: "Own study based of figures of Statistics Poland".

Prepared by:
Statistical Office in Opole
Acting Director Renata Wasilewska
Phone: 77 453 14 52

Issued by:
The Spokesperson of Statistical Office in Opole
Monika Bartel
Phone: 77 423 09 75



www.opole.stat.gov.pl/en



[@Opole_STAT](https://twitter.com/Opole_STAT)



[@USOpole](https://www.facebook.com/USOpole)

Related information

[Activity of cultural institutions in Opolskie Voivodship in 2021](#)

[Methodological report. Culture statistics](#)

Data available in databases

[Local Data Bank – Culture](#)

[Strateg – Statistics by theme – Culture. Tourism. Sport](#)

Terms used in official statistics

[Public library](#)

[Cultural establishment](#)

[Exposition](#)

[Philharmonic](#)

[Art gallery](#)

[Cultural institution](#)

[Cinema](#)

[Visitor](#)