

# Activity of cultural institutions in Opolskie Voivodship in 2021

31 August 2022

 **0.8%**

decrease in the number  
of public library users  
in relation to 2020

**In Opolskie Voivodship, at the end of 2021, there were 302 public libraries, in which 120.6 thousand library users borrowed out-of-library 2.3 million volumes of book collection during the year. Exhibition activities were conducted by 17 museums and 2 galleries, and performances by 5 theatres and music institutions. At the end of 2021, there were 13 operating indoor cinemas, in which 24.0 thousand film screenings took place. In the voivodship there were also 189 cultural institutions which organised 3.8 thousand events.**

In 2021 cultural entities continued to operate under temporary constraints due to the ongoing state of epidemic in Poland. Restrictions on the activities of cultural entities had a different scope and form, but compared to the previous year, they were less restrictive, while due to existing restrictions related to epidemic situation, the number of organised mass events in Poland was significantly reduced. Mass events took place only in months when there were no limits and restrictions caused by the coronavirus epidemic.

## Public libraries and library-information units

In Opolskie Voivodship in 2021, similar to the previous year, 339<sup>1</sup> public libraries and library-information units were operating. Among all libraries and library-information units, the majority were public libraries. At the end of 2021, there were 302 of them, including 229 library branches. Most of public libraries with branches operated in rural areas (74.8%). The number of public libraries and their branches did not change in comparison with 2020, while it decreased by 16 in relation to 2010. At the end of 2021, there were 13 library service points, i.e. with no change on an annual basis and by 5 fewer compared to 2010.

Per 1 public library or branch, in voivodship, there were 3210 persons (in the country – 4950), the year earlier – 3234 and in 2010 – 3199. On average in urban areas, this indicator was 3-times higher than in rural ones and amounted to: 6758 and 2017, respectively.

The level of readership measured by a number of library users in public libraries-decreased both compared to 2020, as well as 2010. The number of registered actively borrowing library users in 2021 amounted to 120.6 thousand, i.e. by 0.8% fewer in relation to 2020 and by 22.3% compared to 2010.

Public libraries accounted  
for almost 90% of all libraries

The number of public libraries  
users decreased insignificantly  
compared to 2020

<sup>1</sup> Of which 1 library also had the scientific library status.

**Table 1. Public libraries** (with branches)

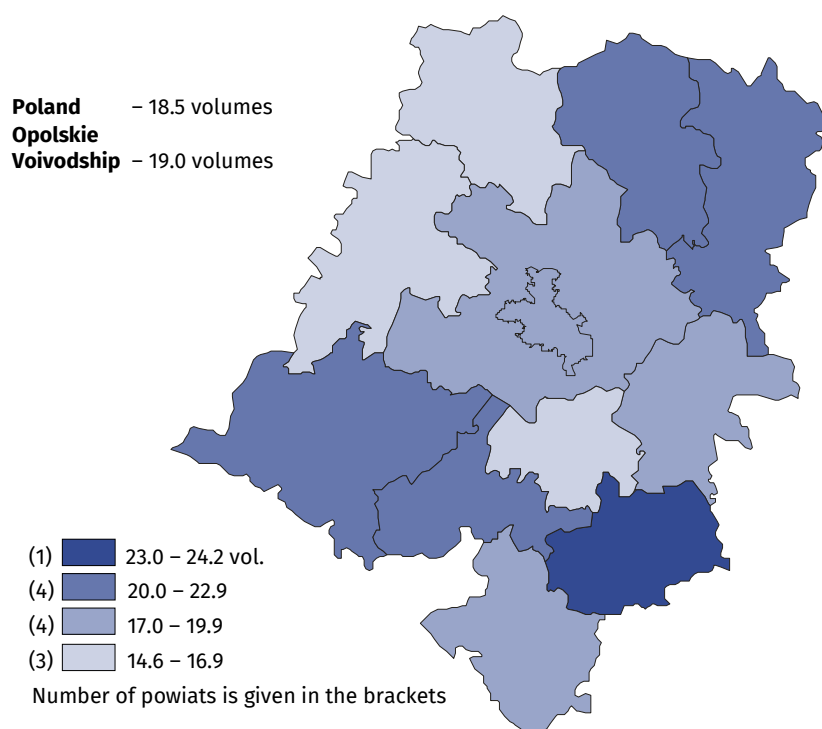
Specification	2010	2020	2021		
	in absolute numbers			2010=100	2020=100
Public libraries <sup>a</sup>	318	302	302	95.0	100.0
Library service points <sup>a</sup>	18	13	13	72.2	100.0
Collection <sup>a</sup> in thousand volumes	4091.9	3628.4	3632.5	100.1	88.8
Library users <sup>b</sup> in thousands	155.2	121.6	120.6	77.7	99.2
Loans <sup>b,c</sup> :					
in thousand volumes	3127.0	1982.0	2287.8	.	115.4
per 1 library user in volumes	20.2	16.3	19.0	.	.

a As of 31 December. b Including library service points; from 2019 assigned to urban and rural areas according to the seat of the parent unit. c In 2010 without interlibrary loans.

In 2021, the most numerous group of public library users by age categories were persons aged 25-44 (25.5% of the total number of library users). By referring age groups of library users to corresponding age groups of the population, it can be noted that the most active were library users aged 13-15 years (34.3% in this age group), 6-12 (32.0%) and 16-19 (25.3%). In terms of occupation, the most public library users were employed persons, i.e. 39.0%, and studying persons accumulated 36.9% of library users.

The largest number of library users in 2021 benefited from the public libraries in city of Opole (26.7 thousand) as well as in Opolski Powiat (14.3 thousand) and Nyski Powiat (11.8 thousand). By the number of library users per 1000 inhabitants, the leading one was the city of Opole (210), then Krapkowicki Powiat (186).

The most public library users per 1000 inhabitants were recorded in the city of Opole

**Map 1. Loans<sup>a</sup> of collection in public libraries per 1 library user in 2021**

a Including branches and library service points.

In 2021 public libraries in Opolskie Voivodship recorded increase of 22.4% in the number of collection loans to users in reading rooms compared to 2020. The number of out-of-library loans increased by 15.4%. The highest values of the indicator of loans from public libraries per 1000 population were recorded in the city of Opole (3668 volumes) and Powiats: Oleski (3017 volumes) and Kędzierzyńsko-Kozielski (2787 volumes). The value of loan collection indicator per 1 library user in 2021 amounted to 19.0 volumes versus 16.3 volumes a year before. The highest value of said indicator in 2021 was recorded in Kędzierzyńsko-Kozielski Powiat (24.2 volumes), then in Nyski Powiat (22.2 volumes) and Prudnicki Powiat (21.2 volumes).

The network of public libraries in the voivodship is supported by library-information units. In 2021 conducting activity were: 23 scientific libraries, 8 professional libraries, 5 pedagogical libraries, 1 specialised-fiction library as well as 1 centre of scientific, technical and economic information (INTE).

In 2021 percentage of public libraries and library-information units with computers increased compared to the previous year. Out of 339 public libraries and library-information units – 94.7% were equipped with computers, in 2020 – 94.4%. In these entities, 1.8 thousand computers were used, of which 0.1 thousand (3.9%) were purchased in 2021. Out of the total number of computers being in public libraries and library-information units equipment, 50.0% were computers for the use of library users, wherein 96.7% of computers in this group had access to the Internet.

Collection of public libraries and library-information units, at the end of 2021, amounted to 5640.7 thousand volumes and was higher than a year before by 0.3%. Special library collection consisting of, i.a. manuscripts, old printings, microforms, cartographic and graphic documents amounted to 345.1 thousand pieces (in 2020 – 532.5 thousand pieces). Despite the fact that the main resource of library collection remains a traditional book copy, libraries are increasingly licensed to access books, magazines or databases posted on the web. In 2021 public libraries and library-information units had access to 735.6 thousand licensed electronic collections, a significant part of which were e-books (94.1%). Scientific libraries had the broadest access to above-mentioned collections – up to 99.5% of all licensed collections.

Besides activity connected to lending, public libraries and library-information units organise various kinds of cultural events (i.e. literary, occasional) for users. In 2021 there were 6.5 thousand of such events (the year before – 5.2 thousand), of which the most (97.3% of all undertakings) were organised in public libraries. A total of 267.2 thousand participants were involved in classes (in 2020 – 183.8 thousand). As part of their activities in 2021, public libraries and library-information units organised 9 conferences and seminars, attended by 0.6 thousand participants (in 2020 it was 0.4 thousand).

In order to make access to facilities easier for disabled persons, in 2021, building entrances adapted to the needs of persons with disabilities were in 128 facilities, i.e. 38.1% of all the public libraries and library-information units. Amenities inside the building were in 28.3% of units (increase of 1.2 percentage points).

The loan rate per 1 public libraries user in 2021 was higher than in the previous year and amounted to 19.0 volumes.

## Centres of culture, cultural establishments and centres, clubs and community centres

In Opolskie Voivodship in 2021, there were 189 centres of culture, cultural establishments, cultural centres, as well as clubs and community centres, i.e. by 15 facilities fewer than in 2020. The most numerous group were community centres (52.9% of the total number of facilities), then cultural centres (21.7%), and the least numerous were clubs (3.7%) as well as centres of culture (4.8%). A larger part of facilities (73.5%) was located in rural areas, with the rural facilities being mostly community centres (94.0% of all the institutions of this type) and cultural establishments (71.9%). In urban areas, clubs were predominant (85.7%), as well as centres of culture (77.8%).

The most numerous group of facilities operated in Nyski Powiat (31), then Strzelecki Powiat (24) and Krapkowicki Powiat (20), and the least numerous – in Głubczycki Powiat (3) and the city of Opole (6).

In Opolskie Voivodship, there were on average 5.1 thousand people per 1 facility (in the country – 9.7 thousand). The best situation in this regard was in Namysłowski Powiat, in which, per 1 facility there were 2 times fewer inhabitants than voivodship's average (2.2 thousand).

In 2021, there were 9 centres of culture, 32 cultural establishments, 41 cultural centres, 7 clubs and 100 community centres

The most facilities operated in Nyski Powiat

**Table 2. Centres of culture, cultural establishments and centres, clubs and community centres**  
as of 31 December

Specification	2020	2021		
		total	urban areas	rural areas
Institutions	204	189	50	139
Events <sup>a</sup>	2978	3826	1983	1843
Event participants <sup>a</sup> in thousands	180.0	263.8	198.8	65.0
Artistic groups (ensembles)	475	439	344	95
Members of artistic groups in thousands	6.5	6.6	5.3	1.3
Groups (clubs)	709	706	445	261
Members of groups (clubs) in thousands	12.8	11.6	7.9	3.8
Courses <sup>a</sup>	94	76	48	28
Course graduates <sup>a</sup> in thousands	1.0	1.0	0.7	0.3

a During the year.

An important aspect of functioning of cultural institutions is their infrastructure facilities. In 2021, in Opolskie Voivodship, 88.4% of institutions used a separate building. Premises shared with other institutions were most often used by community centres and cultural centres (40.0% each), followed by cultural establishments (11.0%). Among all facilities, 45.7% were adapted to the needs of disabled persons on wheelchairs. Out of this group of facilities, 96.7% had adapted building entrances and 73.8% adequate amenities inside the building.

In 2021, out of the total number of operating institutions, 35.4% had performance hall, equipped, on average, with 185 standard seats for audience. 77.0% of auditoriums had the concert and theatre infrastructure, and 40.5% – the conference one. 17.6% of performance halls were supplied with digital equipment for screening films and 9.5% – with analogue one. Performance halls were mainly located in cultural centres and establishments.

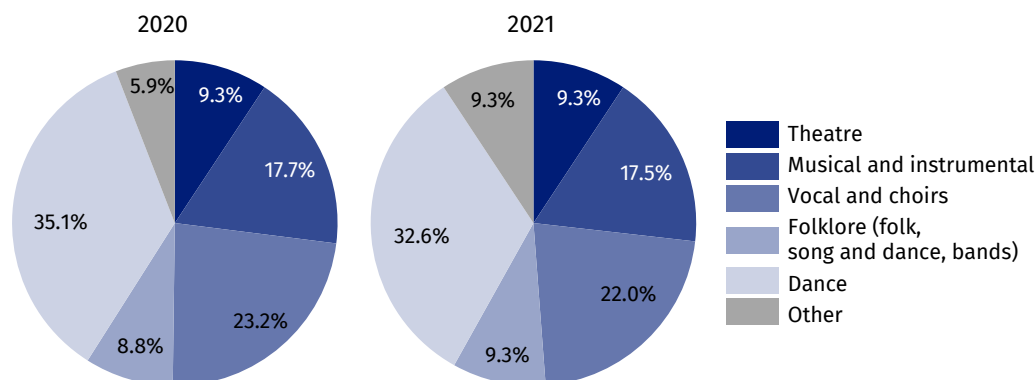
In all centres of culture, cultural establishments and centres, clubs and community centres in 2021 there were 261 specialised workshops, i.e. more by 13.5% than in the year before. The most numerous were ballet and dance halls (29.5% of all workshops), art (20.3%) and music workshops (17.6%).

In 2021, centres of culture, cultural establishments and centres, clubs and community centres organised 3.8 thousand events, i.e. more by 28.5% than the year before. They were attended by 263.8 thousand participants i.e. more by 46.5% compared to 2020. Workshops (23.6%), tourist, sport and recreational events as well as presentations, meetings and lectures (14.9% each) were most often organised. The largest number of participants per 1 event was recorded in the following types of events: concerts (205), festivals and artistic reviews (191) as well as interdisciplinary events (154). The most dynamic, in terms of the number of events organised by 1 institution, were centres of culture – on average 48 events during the year, followed by cultural centres – 39 and clubs – 36, while community centres organised, on average, 9 events per year and cultural establishments – 19.

In all institutions in 2021 there were 439 artistic groups (the year earlier – 475) with 6.6 thousand members (in 2020 – 6.5 thousand). The most numerous were dance groups (2.6 thousand), vocal groups and choirs (1.3 thousand) as well as musical and instrumental groups (1.1 thousand). On average 1 artistic group amounted to 15 persons. Among members of artistic groups, dominant were school children and youth (64.8%), but activity was also recorded among persons over 60 years of age (21.7%).

1 institution organised  
20 events on average

**Chart 1. Structure of artistic groups by type**  
as of 31 December



In 2021, on average, per 1000 inhabitants of the voivodship, 7 persons were members of artistic group operating in centre of culture, cultural establishment and centre, club or community centre. The most active in this regard were inhabitants of Opolski Powiat, in which 13 per 1000 persons took part in activities of artistic groups then of Głubczycki Powiat (12) and Kluczborski Powiat (11). On the other hand, the lowest level of the discussed indicator was recorded in the city of Opole, where 1 person per 1000 population participated in activities of artistic groups.

In centres of culture, cultural establishments and centres, clubs and community centres there were also numerous groups (clubs), i.e. systematic classes with a specific thematic profile in organised groups. At the end of 2021, there were 706 clubs active, i.e. fewer by 0.4% than a year earlier. At the end of 2021, there were 11.6 thousand persons the (year earlier – 12.8 thousand) who were members of clubs. On average, 1 club gathered 16 participants. The most members per 1 club were gathered by senior clubs/The Third Age University (46 persons) and film discussion clubs (19).

The level of participation rate of inhabitants in club activity (the number of club members per 1000 population), at the end of 2021, for voivodship, amounted to 12 (the year before – 13). The highest was recorded in Krapkowicki and Prudnicki Powiats (20 each) and then in Kluczborski Powiat (19), while the lowest in the city of Opole (4) as well as in Nyski and Namysłowski Powiats (6 persons each).

The offer of centres of culture, cultural establishments and centres, clubs and community centres also included organising various kinds of courses. In 2021, all institutions conducted 76 courses (the year before – 94), of which the most popular were learning to play instruments (25) and learning foreign languages (22). The status of course graduate was given to 1.0 thousand persons, i.e. similar to the year before. Persons over 60 years of age accounted for 8.6% of all course graduates.

### Museums<sup>2</sup> and art galleries

At the end of 2021 in Opolskie Voivodship exhibition activity was carried out by 17 museums, including 1 museum branch (the year before – 18, in 2010 – 13). Stakeholder of vast majority of institutions were local government units (76.5%). 64.7% of museum facilities had entrance to the museum building adapted to the needs of disabled persons, while 58.8% had amenities inside the building.

The total number of museum exhibits, as of the end of 2021, amounted to 259.7 thousand and increased by 2.5% compared to the previous year. Most of the exhibits were located in museums in the city of Opole (46.5%), then in Brzeski Powiat (24.0%). The richest in museum exhibits were interdisciplinary (44.3%) and historical museums (33.4%). Historical (25.6%) and archaeological exhibits (22.1%) were dominating.

In 2021, exhibition activity was carried out by 17 museums

**Table 3. Museums**

Specification	2010	2020	2021		
	in absolute numbers			2010=100	2020=100
Museums and museum branch <sup>a</sup>	13	18	17	130.8	94.4
Museum exhibits <sup>ab</sup> in thousands pieces	93.1	253.2	259.7	.	102.5
Temporary exhibitions	141	77	127	90.1	164.9
Museums and exhibition visitors in thousands	180.4	95.9	142.8	79.2	149.0
of which school youth <sup>c</sup>	67.3	11.8	27.9	41.4	236.7

a As of 31 December. b In 2010 in inventory items. c Visiting museums in organised groups.

Museums in 2021 were visited by 142.8 thousand persons and their number increased by 49.0% compared to 2020, however decreased – by 20.8% in relation to 2010. Organised groups of school youth accounted for 19.5% of the total number of visitors (in 2020 – 12.3%). In 2021 the number of visitors to museums and exhibitions per 1000 population amounted to 147 persons (in the country – 662), in 2020 – 98 and in 2010 – 177. The most popular among visitors were museums with historical profile, which were visited by 37.4 thousand persons as well as ethnographic and anthropological museums – 35.3 thousand persons.

Museums in 2021 were visited by 142.8 thousand persons

<sup>2</sup> From 2020 onwards, counted as museums are only museums, which operate on the basis of statute agreed with the Minister of Culture and National Heritage or regulations pursuant to Article 6 of the Act of 21 November 1996 on Museums (Journal of Laws of 2012 item 987, as amended)

The annually organised “Night of Museums” is an opportunity to get to know Polish national heritage free of charge. This form of sightseeing in 2021 in Opolskie Voivodship was used by 3.0 thousand persons versus 0.1 thousand in the year before.

Museum exhibits were presented as a part of permanent and temporary exhibitions. In 2021 in museums, there were 127 temporary and 75 permanent exhibitions. Besides exhibitions, as part of educational activity, museums organised 301 readings and lectures as well as presented 122 film screenings for visitors. Museums also carried out publishing activity. In 2021, as a part of this activity, museums published 22 titles (more by 22.2% than in 2020 and fewer by 85.2% than in 2010), with a total edition of 9.7 thousand copies (in the previous year – 13.8 thousand, in 2010 – 47.4 thousand).

In Opolskie Voivodship in 2021, there were, similarly to the previous year, 2 art galleries. The number of visitors to art galleries in Opolskie Voivodship amounted to 43.3 thousand persons and was over 6 times larger than in the year before, but by 84.9% smaller compared to 2010. Per 1 art gallery in voivodship, there were on average 21.7 thousand visitors (in the country – 11.0 thousand), the year before – 3.4 thousand, in 2010 – 95.3 thousand. On average 1 exhibition was seen by 1.0 thousand persons (in the country – 1.1 thousand), the year before – 0.3 thousand and in 2010 – 5.4 thousand.

1 museum organised  
7 temporary exhibitions  
on average

In 2021, art galleries organised  
44 exhibitions in the country

**Table 4. Art galleries**

Specification	2010	2020	2021		
	in absolute numbers			2010=100	2020=100
Art galleries <sup>a</sup>	3	2	2	66.7	100.0
Exhibitions <sup>b</sup>	53	25	44	83.0	176.0
of which foreign	3	–	–	.	.
Expositions <sup>b</sup>	53	25	49	92.5	196.0
Visitors in thousands	286.0	6.7	43.3	15.1	6 times

a As of 31 December. b In the country.

In Opolskie Voivodship’s galleries, own collections included, similarly to the year before, 1241 exhibits, with the largest part being painting (602) and photography (289) collections.

Art galleries, besides exhibition activity, organised various kinds of educational meetings. In 2021 galleries in Opolskie Voivodship organised 176 workshops and lessons, in which 1.4 thousand persons participated. As part of galleries’ activities, lectures and presentations, film screenings, concerts and shows, competitions and performances were also organised. These events gathered in total 3.9 thousand participants and spectators. Additionally, art galleries carried out publishing activity which in 2021 covered 60 titles in printed form with a total edition of 12.6 thousand copies, of which most were guides and folders as well as posters.

## Theatres and music institutions

In 2021 in Opolskie Voivodship, performance activity was carried out by 5 theatres and music institutions (2 dramatic theatres, puppet theatre, music theatre and philharmonic hall) and all of them had their own, permanent artistic ensemble.

In 2021, performance activity was carried out by 5 theatres and music institutions

**Table 5. Theatres and music institutions**

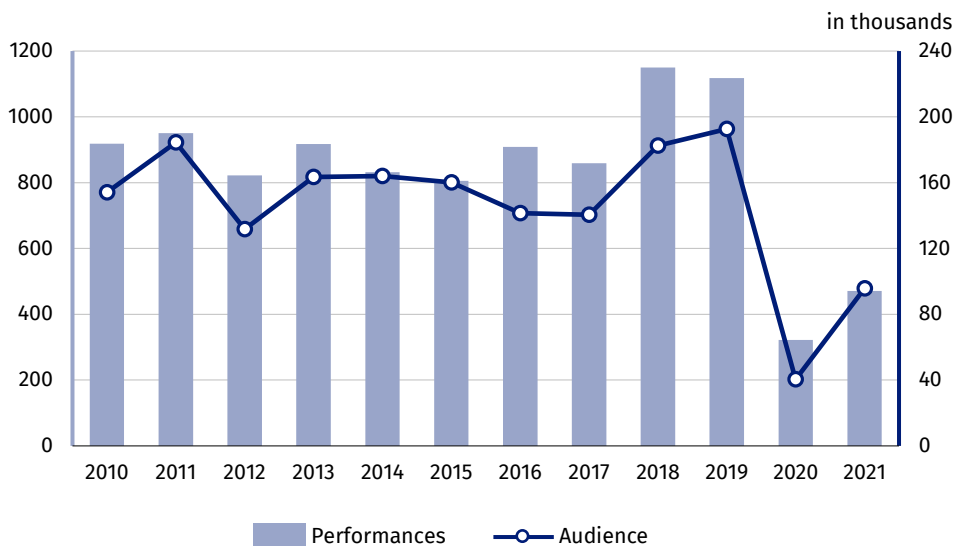
Specification	2010	2020	2021		
	in absolute numbers			2010=100	2020=100
Theatres and music institutions <sup>a</sup>	3	5	5	166.7	100.0
of which those having their own artistic ensemble	3	5	5	166.7	100.0
Seats in fixed halls <sup>a</sup>	1755	2451	2451	139.7	100.0
Performances and concerts <sup>b</sup>	918	322	471	51.3	146.3
Audience <sup>b</sup> in thousands	154.1	40.4	95.8	62.2	237.0

a As of 31 December. b By locality.

Theatres and music institutions organised 471 performances and concerts attended by 95.8 thousand spectators and listeners. Compared to the previous year, the number of performances and concerts increased by 46.3%, and the number of spectators and listeners by 137.0%. In relation to 2010 both the number of performances and concerts, as well as spectators and listeners decreased, i.e. by 48.7% and by 37.8%, respectively. An average number of performances and concerts per 1 entity in 2021 amounted to 94, versus 64 in 2020 and 306 in 2010.

95.8 thousand spectators and listeners participated in performances and concerts organised by theatres and music institutions

**Chart 2. Performances and audience in theatres and music institutions<sup>a</sup>**



a By locality.

In Opolskie Voivodship in 2021, the most performances (49.7%) were organised in puppet theatre. Performances of dramatic theatres accounted for 30.4% of the total number of performances and concerts, organised by philharmonic – 18.0% and in music theatre – 1.9%. Theatres: dramatic and puppet in 2021 gathered 72.7 thousand spectators on 377 performances. 22.0 thousand listeners participated in 85 concerts organised by philharmonic and in music theatre – 1.1 thousand spectators and listeners in 9 performances and concerts.



The number of spectators and listeners per 1 performance and concert in 2021 amounted to 203, the year before 126 and in 2010 – 168. Considering the average number of spectators and listeners per 1 performance and concert, the most persons participated in dramatic theatre performances – 403 persons. In philharmonic hall, 1 concert was attended by, on average 259 persons, in music theatre 1 performance was seen by 122 persons and in puppet theatre – by 64 persons.

Rate describing the number of spectators and listeners per 1000 population in Opolskie Voivodship in 2021 amounted to 98 (in the country – 124) versus 41 in 2020 and 151 in 2010.

The number of seats in fixed halls during the year did not change, however increased by 696 compared to 2010. At the end of 2021, there were 396 inhabitants of the voivodship per 1 seat in fixed halls of theatres and music institutions (in 2020 – 399, in 2010 – 580).

Buildings of theatres and music institutions in the voivodship were adapted to the needs of disabled persons. Adapted building entrance was in every facility, as well as all theatres and music institutions were equipped with amenities inside the building.

### Indoor cinemas

As of the end of 2021, in Opolskie Voivodship, there were 13 indoor cinemas, i.e. more by 1 than the year before and by 4 than in 2010. Indoor cinemas had 27 screens and 5.1 thousand seats. Compared to the previous year, the number of screens increased by 6 and the number of seats by 21.6%. In relation to 2010, the number of screens increased by 13, and the number of seats – by 44.3%.

**Table 6. Indoor cinemas**

Specification	2010	2020	2021		
	in absolute numbers			2010=100	2020=100
Cinemas <sup>a</sup>	9	12	13	144.4	108.3
of which urban areas	9	12	13	144.4	108.3
Screens <sup>a</sup>	14	21	27	192.9	128.6
Seats <sup>a</sup>	3566	4233	5146	144.3	121.6
Screenings	14190	14423	24017	169.3	166.5
Audience in thousands	560.7	287.4	458.3	81.7	159.5

a As of 31 December.

At the end of 2021 in Opolskie Voivodship, 11 indoor cinemas had entrance adapted to the needs of disabled persons, and 10 cinemas were equipped with amenities inside the building.

In 2021 in indoor cinemas 24.0 thousand film took place, which were seen by 458.3 thousand spectators. The number of film screenings increased by 66.5% compared to 2020 and by 69.3% compared to 2010. The size of audience in indoor cinemas increased by 59.5% compared to the previous year, however decreased – by 18.3% in relation to 2010. On average, per 1 screening, in Opolskie Voivodship, there were 19 spectators (in the country – 20), the year before – 20 versus 40 in 2010. Among the total number of screenings, 21.5% were Polish production films screenings (in 2020 – 35.1%, in 2010 – 13.1%). In 2021, Polish production films gathered 97.7 thousand spectators in indoor cinemas, which accounted for 21.3% of the total number of spectators in indoor cinemas (in 2020 – 46.8% and in 2010 – 13.3%).

203 persons on average participated in 1 performance and concert

In Opolskie Voivodship in 2021, there were 13 indoor cinemas

On average, there were 19 spectators per 1 screening

## Mass events

In 2021 in Opolskie Voivodship, there were 105 mass events organised, i.e. by 101.9% more than the year before. 170.5 thousand persons participated in them, i.e. by 190.3% more compared to the previous year. On average, 1.6 thousand persons participated in 1 mass event (in the country – 3.7 thousand) compared to 1.1 thousand in 2020. Majority of participants (91.8%, the year before – 97.4%) took part in paid mass events. Most, i.e. 64.8% of the total number of mass events (in 2020 – 73.1%) were projects organised in closed objects.

As part of the mass events, 80 sport took place, i.e. more by 81.8% than in 2020. 109.9 thousand persons participated in them (the year before – 44.8 thousand) which accounted for 64.5% of all participants of mass events. In 2021, 25 (in 2020 – 8) art and entertainment mass events were organised. The number of participants in these projects amounted to 60.6 thousand, i.e. by 3 times more than in the previous year.

\*\*\*

In case of quoting Statistics Poland data, please provide information: "Source of data: Statistics Poland" and in case of publishing calculations made on data published by Statistics Poland, please include information: "Own study based of figures of Statistics Poland".

In 2021, 170.5 thousand persons participated in mass events

Prepared by:  
**Statistical Office in Opole**


**Director Janina Kuźmicka**


Phone: 77 453 14 52

Issued by:  
**The Spokesperson of Statistical Office in Opole**

**Monika Bartel**

Phone: 77 423 09 75

 [opole.stat.gov.pl/en/](https://opole.stat.gov.pl/en/)

 [@GUS\\_STAT](https://twitter.com/GUS_STAT)

#### **Data available in databases**

[Local Data Bank - Culture](#)

[Strateg – Statistics by theme – Culture. Tourism. Sport](#)

#### **Terms used in official statistics**

[Public library](#)

[Cultural establishment](#)

[Exposition](#)

[Philharmonic](#)

[Art Gallery](#)

[Cultural institution](#)

[Cinema](#)

[Visitor](#)