

1 July 2024

Stationary social welfare facilities in Opolskie Voivodship in 2023


1.8%

Increase in the number of residents of social welfare facilities in relation to 2022

At the end of 2023 in Opolskie Voivodship, there were 76 operating social welfare facilities in which there were 4.9 thousand places. There were 4.5 thousand residents living in there. Compared to 2022 the number of facilities decreased, however the number of places in them as well as the number of their residents increased.

At the end of 2023 in Opolskie Voivodship there were 76 stationary social welfare facilities, which accounted for 3.6% of all facilities of this kind in the country. Their number decreased by 2.6% compared to 2022, while it increased by 55.1% in relation to 2015.

Table 1. Stationary social welfare facilities
As of 31 December

SPECIFICATION	2015	2022	2023		
	in absolute numbers		2015=100	2022=100	
Stationary social welfare facilities (without branches)	49	78	76	155.1	97.4
Places	3916	4877	4914	125.5	100.8
Residents	3711	4404	4485	120.9	101.8

Out of all stationary social welfare facilities operating at the end of 2023 in Opolskie Voivodship, the largest number was that of social assistance houses (29 facilities), followed by facilities ensuring 24-hour care to disabled, chronically ill or aged persons within the scope of economic and statutory activity (28). There were also 10 shelters for homeless persons, 3 houses for mothers with children under age and pregnant women, 3 night shelters and 3 other facilities.

The most facilities were located in Strzelecki Powiat (12) and in Nyski Powiat as well as in the city of Opole (11 each). There were 9 operational facilities in Kędzierzyńsko-Kozielski Powiat. In other powiats the number of facilities varied between 2 and 7.

At the end of December 2023, majority, i.e. 89.5% of stationary social assistance facilities had buildings adapted to the needs of persons with disabilities. The most common amenities in the buildings were elevators and bathrooms adapted to the needs of persons with disabilities. Over a half of facilities had ramps, driveways and platforms facilitating the entrance to the building and had rooms/rooms with bathrooms adapted to the needs of persons with disabilities. Only 8 facilities, mostly homeless shelters, did not have any facilities with amenities for persons with disabilities.

At the end of 2023 of social assistance houses accounted for 38.2% of all stationary social welfare facilities

Stationary social welfare facilities operating within Opolskie Voivodship, at the end of 2023, had 4.9 thousand places for residents. Their number increased both on an annual basis (of 0.8%) as well as in relation to 2015 (of 25.5%). Among all available places in social welfare facilities, 62.7% were in social assistance houses, 21.4% in facilities ensuring 24-hour care for disabled, chronically ill or aged persons within the scope of economic or statutory activity while 10.9% in homeless shelters. Houses for mothers with underage children and pregnant women, night shelters and other stationary social welfare facilities jointly had 5.0% of all places.

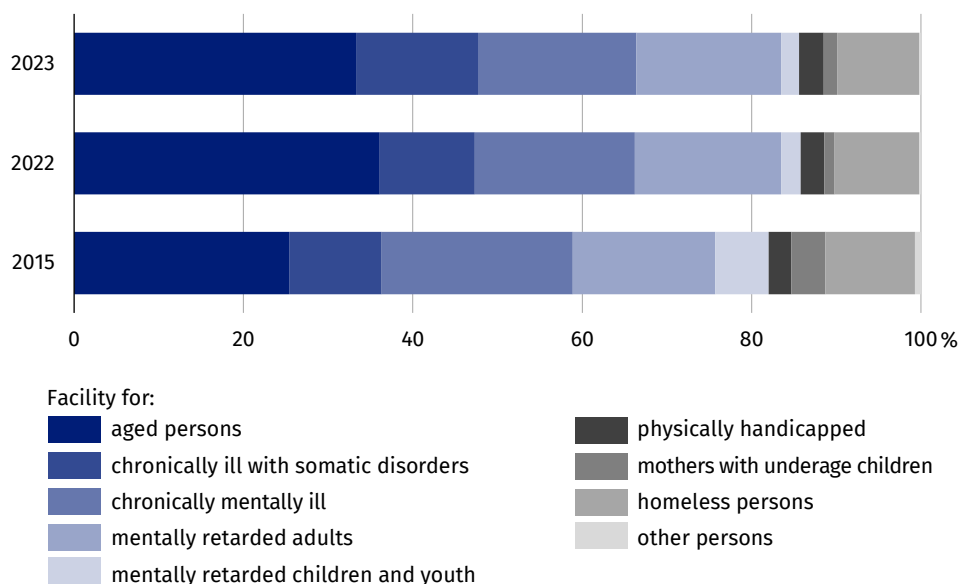
The largest number of places were in facilities located in Głubczycki Powiat, followed by Strzelecki and Nyski powiats, while the lowest one in Krapkowicki and Namysłowski powiats. Per 10 thousand population, the most places in stationary social welfare facilities were in Głubczycki Powiat (224.6), while the least in Krapkowicki (17.1). This indicator amounted to 52.5 for Opolskie Voivodship versus 35.2 for the country. In terms of this indicator, Opolskie Voivodship was ranked on the 1st place in the country.

At the end of 2023, in stationary social welfare facilities there were a total of 4.5 thousand residents (of which 52.1% were men) and their number increased both compared to 2022 and 2015, i.e. by 1.8% and by 20.9%, respectively. Among all occupants 66.9% are residents of social assistance houses. There were 21.5% persons in facilities providing 24-hour care for disabled, chronically ill or aged persons within the scope of economic or statutory activity, while in homeless shelters 8.1% of all persons inhabiting stationary social welfare facilities.

The most residents of stationary social welfare facilities (33.3%) lived in facilities for aged persons, followed by facilities for the chronically mentally ill (18.7%). The lowest number of residents stayed in houses for underage children and pregnant women (1.6%).

Chart 1. Residents of stationary social welfare facilities by groups of residents

As of 31 December

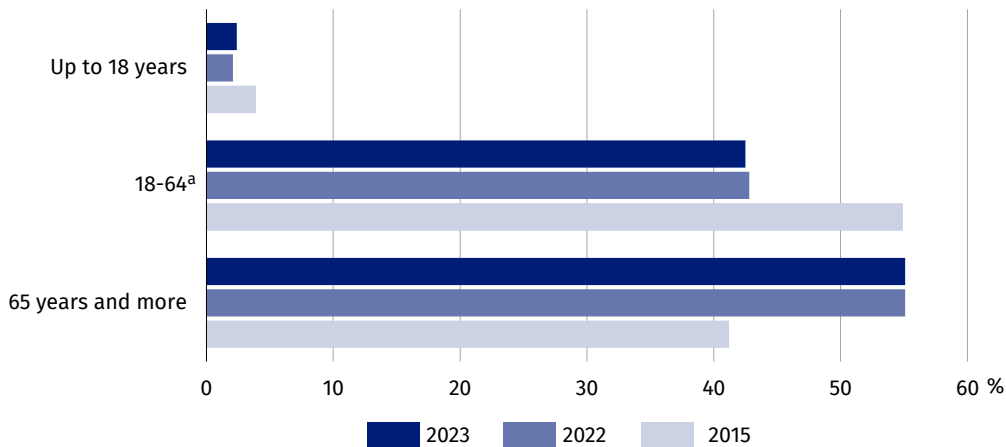


Over a half (55.1%) of residents in stationary social welfare facilities at the end of 2023 in the voivodship were persons over 65 years of age. Every fourth resident was a person aged 40-59 years. The least numerous group were residents aged 17 years and below (2.4%).

Over 62% of all places in stationary social welfare facilities are places in social assistance houses

Chart 2. Residents of stationary social welfare facilities by age groups

As of 31 December



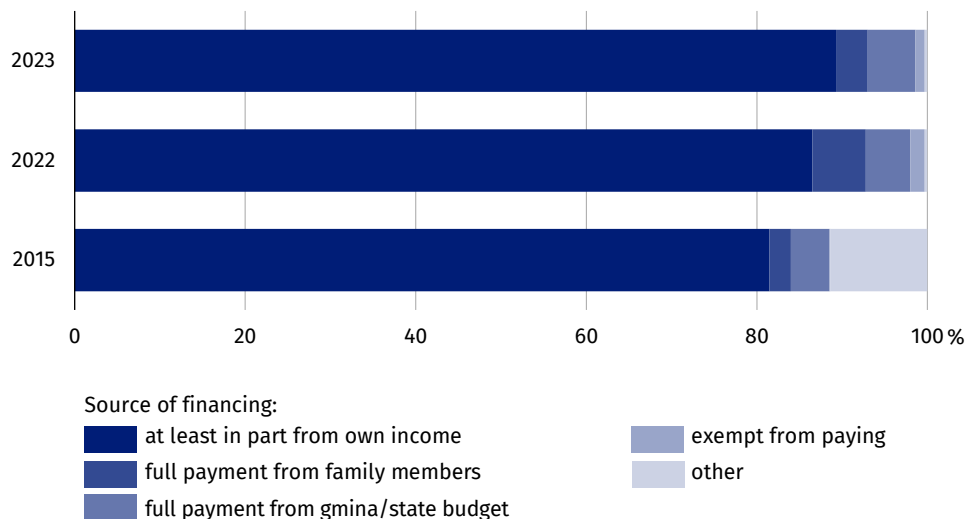
a In 2015 aged 19–64 years.

Data on the registration of pending persons shows that at the end of 2023 in Opolskie Voivodship, 308 persons were expected to be placed in stationary social welfare facilities, while in the year before 275 and in 2015 – 181.

The vast majority of stationary social welfare facilities, at least partially, participated in financing their stay in the establishment. Percentage of residents, who paid at least a part of the fee for their stay from their own income (e.g. own retirement pension, other pension, permanent benefit) in discussed years increased from 81.5% in 2015 to 89.3% at the end of 2023. Out of all residents, 1.1% of them were exempt from paying, which in relation to 2022 means a decrease of 0.6 percentage point, while compared to 2015 an increase of 1.0 percentage point.

Chart 3. Residents of stationary social welfare facilities by source of financing their stay

As of 31 December



At the end of 2023, there were 2393 persons employed in stationary social welfare facilities, for whom it was a main workplace. The staff of employees included i.a.: 130 nurses, 65 physiotherapists and 5 doctors. Selfless assistance for the elderly and persons with disabilities was provided by 119 volunteers.

In case of quoting Statistics Poland data, please provide information: “Source of data: Statistics Poland” and in case of publishing calculations made on data published by Statistics Poland, please include information: “Own study based of figures of Statistics Poland”.

Prepared by:
Statistical Office in Opole

Acting Director Renata Wasilewska
Phone: 77 453 14 52


Issued by:
Opolski Centre for Regional Surveys

Hanna Sterniuk-Mościcka
Phone: 514 901 001
e-mail: H.Sterniuk-Moscicka@stat.gov.pl

Media management:

Monika Bartel

Phone: 77 423 09 75
e-mail: M.Bartel@stat.gov.pl

 opole.stat.gov.pl/en/

 [@StatPoland](https://twitter.com/StatPoland)

Related information

[Stationary social welfare facilities in Opolskie Voivodship in 2022](#)

Data available in databases

[Local Data Bank – Health care, social welfare and benefits to the family](#)

Terms used in official statistics

[Social assistance](#)