

Tourism in Opolskie Voivodship in 2022

31 May 2023

Concerns tourist accommodation establishments with 10 or more bed places.

↑ **40.9%**

Increase in the number of tourists accommodated in tourist accommodation establishments in relation to 2021 r.

In 2022, 336.8 thousand tourists were accommodated in tourist accommodation establishments, for whom 718.0 thousand overnight stays were provided, i.e. more by 40.9% and by 40.2%, respectively compared to 2020. There was also a higher occupancy rate of bed places in tourist accommodation establishments and a higher occupancy rate of rooms in hotels and similar establishments compared to the previous year.

Tourist accommodation establishments in Opolskie Voivodship, as of 31 July 2022, consisted of 120 facilities, i.e. by 0.8% fewer compared to the previous year. Among all the considered accommodation establishments, 102 facilities offered all year round leisure, and their number decreased by 4.7% in relation to 2021. Taking into account the types of tourist accommodation establishments covered by the survey, 69 hotels and similar establishments as well as 51 other accommodation establishments were recorded.

In July 2022 the number of tourist accommodation establishments (including those open all year) decreased compared to July of the previous year

Table 1. Tourist accommodation establishments
as of 31 July

Specification	2021		2022		2021		2022	
			establishments				bed places	
	In absolute numbers		2021=100		In absolute numbers		2021=100	
TOTAL	121	120	99.2		7187	6849	95.3	
Of which open all year	107	102	95.3		6484	5823	89.8	
Hotels and similar establishments	70	69	98.6		4165	3965	95.2	
Of which hotels	54	51	94.4		3334	3208	96.2	
Other establishments	51	51	100.0		3022	2884	95.4	
Hostels ^a	10	7	70.0		458	349	76.2	
Camping sites	4	4	100.0		260	260	100.0	
Camping areas	1	1	100.0		30	30	100.0	
Holiday centres	5	6	120.0		578	638	110.4	
Training and recreation centres	3	3	100.0		185	205	110.8	
Complexes of tourist cottages	3	5	166.7		207 ^b	298 ^b	144.0 ^b	
Rooms for rent	10	10	100.0		251	207	82.5	
Agrotourism lodgings	7	7	100.0		115	115	100.0	
Other establishments	8	8	100.0		938	782	83.4	

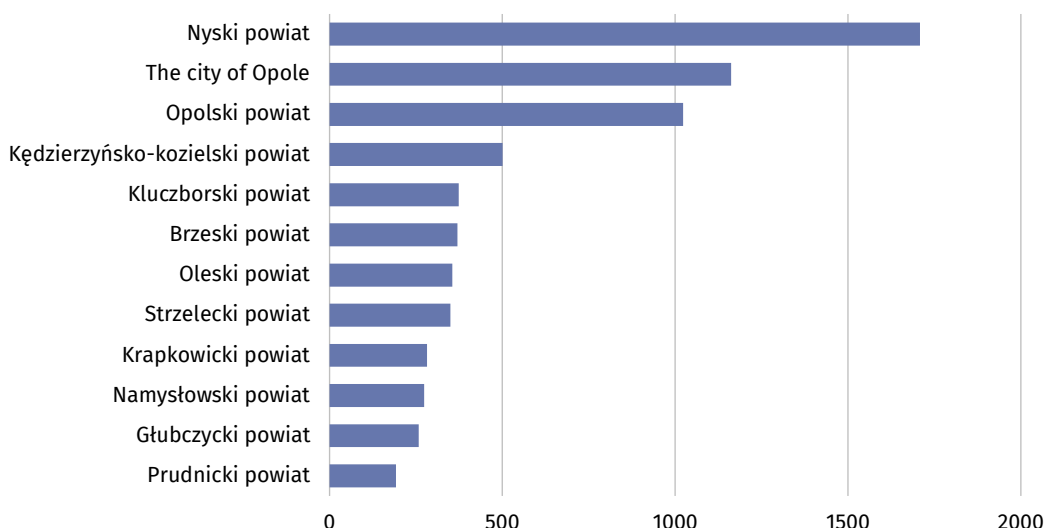
a Including school youth hostels. b Including camping sites if they occur within a complex.

Among hotels and similar establishments, the most numerous group, as in previous years, were hotels – 51 establishments (by 5.6% fewer compared to 2021). The second group in terms of size were other hotel establishments i.e. those which do not meet the requirements for hotels, motels and boarding houses but provide hotel services (e.g. inns, guest houses) – there were 15 such facilities (by 36.4% more than a year before). Among the other establishments, the most numerous were rooms for rent – 10 (the same as in 2021), then agrotourism lodgings – 7 (the same as in the previous year) as well as hostels – 7 (by 30.0% fewer). In the discussed group of accommodation establishments, other tourist accommodation establishments were also noted, i.e. those which partially served as accommodation facilities for tourists or have not been fully used in accordance with their intended purpose. These have been mainly boarding schools, student dormitories as well as sport and recreational centres.

As of the end of July 2022, similarly to the previous year, the majority of tourist accommodation establishments were located in Nyski Powiat (19.2%). The following powiats were: Opolski (17.5%), the city of Opole (14.2%) and Oleski (9.2%).

Hotels accounted for 73.9% of all hotels and similar establishments

Chart 1. Bed places in tourist accommodation establishments in 2022 as of 31 July



At the end of July 2022, 6.8 thousand bed places were prepared in tourist accommodation establishments for the reception of tourists (including 5.8 thousand in establishments open all year), i.e. 4.7% fewer compared to July 2021. Most of bed places – 3.2 thousand, i.e. 46.8%, were offered by hotels. Tourist accommodation establishments density rate measured by the number of bed places per 1 km² accounted for 0.7 (the year before – 0.8).

The scale of changes concerning the number of bed places in relation to 2021 in each type of facilities varied. There was a decrease in the number of bed places, i.a. in hostels (by 23.8%), rooms for rent (by 17.5%) and hotels (by 3.8%). An increase in the number of bed places was recorded for complexes of tourist cottages (by 44.0%), training and recreation centres (by 10.8%) as well as holiday centres (by 10.4%). In the case of camping sites, camping areas and agrotourism lodgings the number of bed places has not changed.

In 2022, the highest number of bed places in tourist accommodation establishments were located in Nyski Powiat (24.9% of the total number of places in the voivodship), then in the city of Opole (17.0%) and Opolski Powiat (14.9%), while the lowest one in powiats: Prudnicki (2.8%), Głubczycki (3.8%) and Namysłowski (4.0%).

Compared to the previous year, in six powiats a decrease in the number of bed places was recorded, among others in Prudnicki (of 31.4%), Brzeski (of 29.7%) and Strzelecki (of 26.8%).

In July 2022 there were fewer bed places than the year before

On the other hand, the number of bed places increased in the other six powiats, mainly in Kędzierzyńsko-Kozielski (of 40.3%), Opolski (of 38.2%) as well as Oleski (of 19.1%).

In tourist accommodation establishments, there were on average 72 bed places per 10 thousand population (75 – in 2021). In a cross-section according to powiats, the greatest number of bed places per 10 thousand inhabitants was recorded in Nyski Powiat (132), then in the city of Opole (92) and in Opolski Powiat (85), whereas the smallest in powiats: Prudnicki (37), Brzeski (43) and Krapkowicki (39).

Per 10 thousand population there were 3 bed places fewer in the voivodship than in the previous year

Table 2. Occupancy of tourist accommodation establishments by their type

Specification	2021	2022		2021	2022	
	tourists accommodated			overnight stays		
	in absolute numbers		2021=100	in absolute numbers		2021=100
TOTAL	238973	336781	140.9	512231	717966	140.2
of which foreign tourists	19671	32169	163.5	48489	82209	169.5
Hotels and similar establishments	183576	272588	148.5	335439	502715	149.9
Of which hotels	162334	235274	144.9	287165	420424	146.4
Other establishments:	55397	64193	115.9	176792	215251	121.8
Hostels ^a	9822	9779	99.6	19880	22399	112.7
Camping sites and areas	4719	5993	127.0	10016	11857	118.4
Holiday centres	14251	11228	78.8	55141	54215	98.3
Training and recreation centres	2453	3706	151.1	7652	15870	207.4
Complexes of tourist cottages	2609	3590	137.6	8312	9279	111.6
Rooms for ren	1458	2092	143.5	5251	10050	191.4
Agrotourism lodgings	1468	1182	80.5	4805	4314	89.8
Other establishments	18617	26623	143.0	65735	87267	132.8

a Including school youth hostels. b Including camping sites if they occur within a complex.

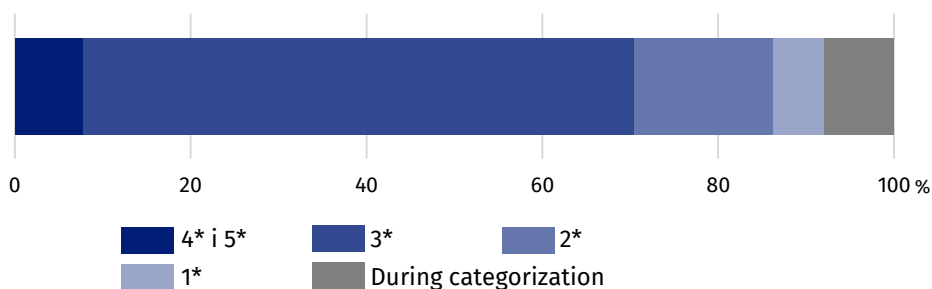
In 2022, 236.8 thousand tourists were accommodated in tourist accommodation establishments, of which in hotels and similar establishments – 272.6 thousand persons, and in other establishments – 64.2 thousand persons. Compared to the previous year, the number of tourists accommodated in tourist accommodation establishments increased by 97.8 thousand persons, i.e. by 40.9% (in 2021 – by 25.7 thousand i.e. by 12.0%). The number of domestic tourists accommodated in tourist accommodation establishments increased by 38.9%, while of foreign tourists by 63.5% in relation to 2021 (the year before the increase by 15.0% as well as decrease by 13.1% were recorded, respectively).

Hotels were the most popular among tourist accommodation establishments. In 2022, the number of persons accommodated in this type of facilities was 235.3 thousand, which accounted for 69.9% of all tourists accommodated in all tourist accommodation establishments. Their number increased by 72.9 thousand persons, i.e. by 44.9% compared to 2021. The majority of hotels' guests chose services offered by three-star establishments. 156.8 thousand persons went for this type of accommodation, i.e. 66.6% of persons accommodated in hotels.

Among guests accommodated in hotels, the majority chose services offered by three-star establishments.

Chart 2. Hotels by category in 2022

as of 31 July



In 2022, 35.0 thousand tourists were accommodated in other hotel establishments, i.e. 10.4% of the total accommodated in tourist accommodation establishments in Opolskie Voivodship. Compared to 2021, their number increased by 16.0 thousand persons, i.e. by 84.4%.

Table 3. Tourists accommodated and overnight stays in tourist accommodation establishments

Specification	2021	2022		2021	2022	
	tourists accommodated			overnight stays		
	in absolute numbers		2021=100	in absolute numbers		2021=100
VOIVODSHIP	238973	336781	140.9	512231	717966	140.2
Nyski Subregion	83308	108045	129.7	207114	272308	131.5
powiats:						
Brzeski	6263	10147	162.0	16017	25244	157.6
Głubczycki	3186	4497	141.1	7186	11402	158.7
Namysłowski	12919	19162	148.3	27118	42246	155.8
Nyski	53083	63413	119.5	140760	170265	121.0
Prudnicki	7857	10826	137.8	16033	23151	144.4
Opolski Subregion	155665	228736	146.9	305117	445658	146.1
powiats:						
Kędzierzyńsko-kozielski	13486	26770	198.5	27651	53991	195.3
Kluczborski	11771	15154	128.7	21685	25741	118.7
Krapkowicki	17604	25102	142.6	29347	45498	155.0
Oleski	12237	15711	128.4	20416	26783	131.2
Opolski	25077	34748	138.6	47957	74770	155.9
Strzelecki	15987	24487	153.2	40288	50222	124.7
City with powiat status – Opole	59503	86764	145.8	117773	168653	143.2

The greatest number of tourists accommodated in tourist accommodation establishments was recorded in the city of Opole – 86.8 thousand people, i.e. 25.8% of the accommodated in total, in Nyski Powiat – 63.4 thousand (18.8%) as well as in Opolski Powiat – 34.7 thousand (10.3%), while the smallest in powiats: Głubczycki – 3.5 thousand (1.3%), Brzeski – 10.1 thousand (3.0%) and Prudnicki – 10.8 thousand (3.2%).

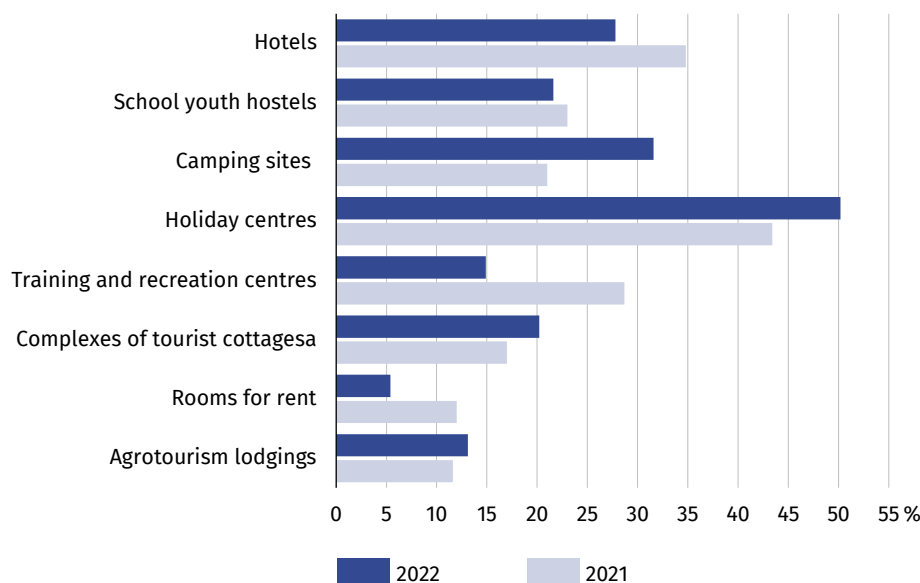
In 2022, tourists who visited Opolskie Voivodship were provided with 718.0 thousand overnight stays in tourist accommodation establishments, i.e. by 205.7 thousand (by 40.2%) more compared to 2021. In hotels and similar establishments, 502.7 thousand overnight stays were provided, i.e. 70.0% of all overnight stays. As in previous years, most overnight stays were provided in hotels – 420.4 thousand, which represented 58.6% of the total overnight stays, on the other hand in the group of other hotel establishments, 69.9 thousand (9.7%) overnight stays were provided. The other establishments accounted for 215.3 thousand overnight stays, i.e. 30.0% of the total number of overnight stays. Compared to 2021, the number of overnight stays in hotels and similar establishments increased by 49.9% and by 21.8% – in other establishments.

The greatest number of overnight stays was provided for tourists in facilities located in Nyski Powiat – 170.3 thousand, i.e. 23.7% of total overnight stays, the city of Opole – 168.7 thousand (23.5%) as well as in Opolski Powiat – 74,8 thousand (10.4%), whereas the smallest in powiats: Głubczycki – 11.4 thousand (1.6%), Prudnicki – 23.2 thousand (3.2%). and Brzeski – 25.2 thousand (3.5%).

In 2022, the total occupancy rate of bed places in all tourist accommodation establishments reached 31.5% and was by 5.8 percentage points higher than the year before. A higher degree of this indicator characterised, among others, holiday centres (43.4%), hotels (34.8%) and training and recreation centres (28.7%). Lower values of the indicator were recorded, among others, for agrotourism lodgings (11.6%), rooms for rent (12.0%) and complexes of tourist cottages (17.0%).

Occupancy rate of bed places in tourist accommodation establishments increased annually from 25.7% to 31,5%

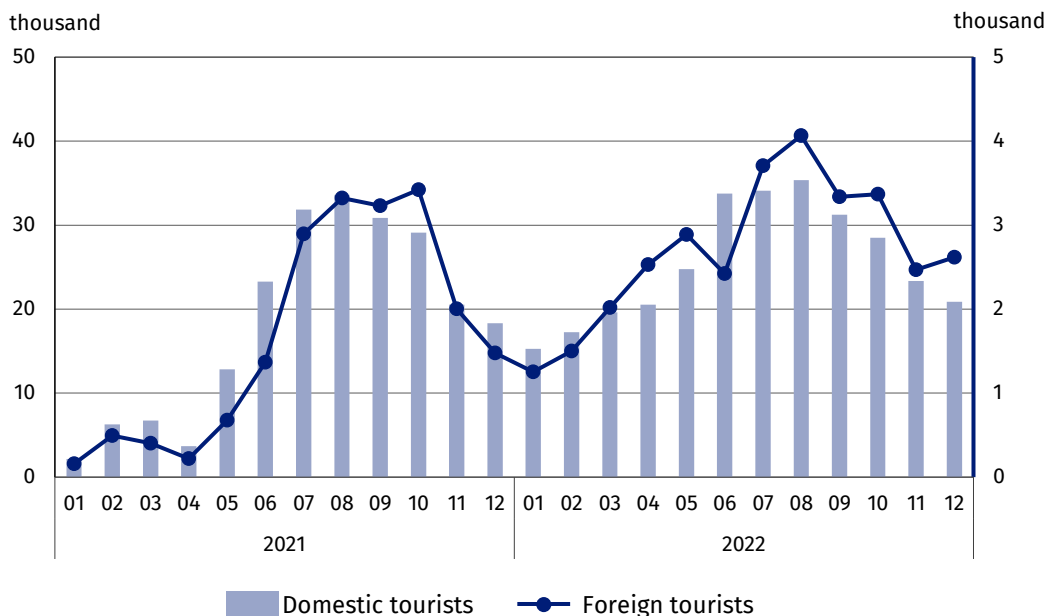
Chart 3. Occupancy rate of bed places in selected tourist accommodation establishments



^a Including camping sites if they occur within a complex.

The occupancy rate of bed places is seasonal, the highest was in the months: July (45.0%), August (44.0%), June (36.4%) as well as in September (35.4%). The lowest occupancy rate of bed places was recorded in January (17.9%), followed by: March (24.6%) and February (25.0%).

Chart 4. Tourists accommodated in tourist accommodation establishments



The tourist accommodation development rate measured by the number of persons accommodated in tourist accommodation establishments per 1 bed place was at the level of 49 and increased compared to 2021 when it was at 33. The highest place was occupied by Krapkowicki Powiat (the tourist accommodation development rate – 89), then the city of Opole (75) and powiats: Namysłowski and Strzelecki (70 each). The lowest values of this rate were noted in powiats: Głubczycki (17), Brzeski (27) as well as Opolski (34)

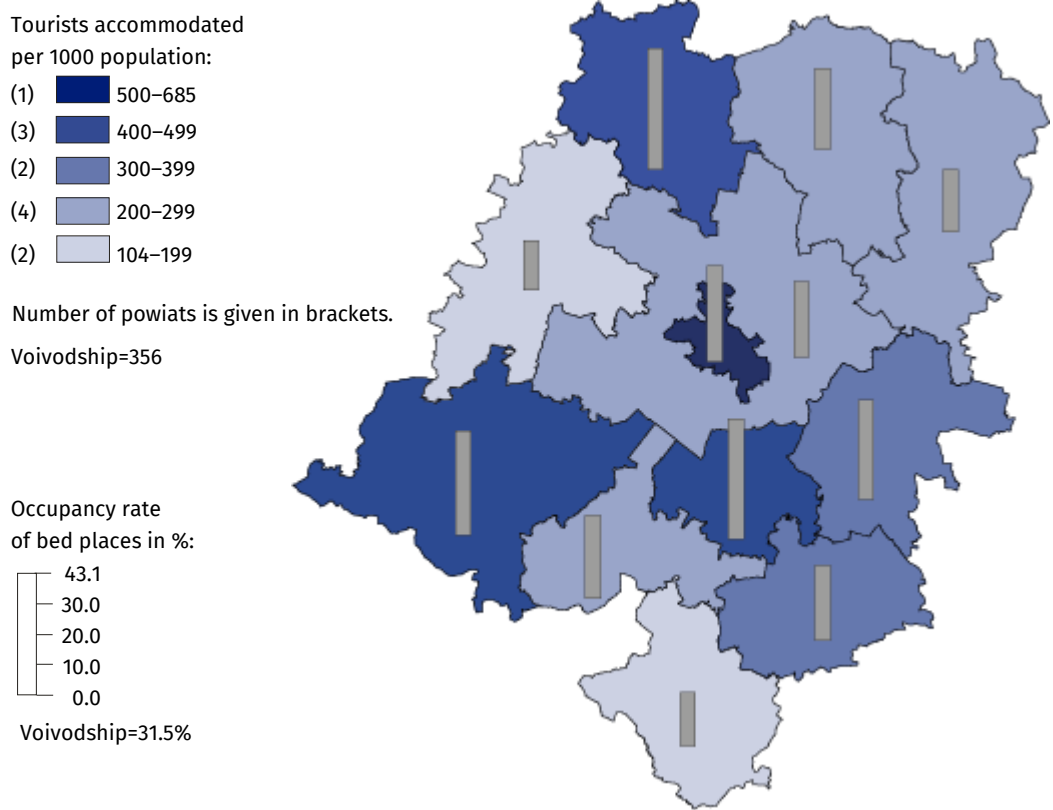
In 2022, 316.2 thousand rooms were rented in hotels and similar establishments (i.e. hotels, motels, boarding houses and other hotel establishments) (by 51.4% more than the year before) of which 56.7 thousand to foreign tourists (an increase of 80.8%). Most, i.e. 266.3 thousand rooms were rented in hotels, which accounted for 84.2% of the total number of rooms rented in hotels and similar establishments. The occupancy rate of rooms in hotels and similar establishments amounted to 42.6% and was higher than in the previous year (34.0%), and in hotels – 44.6% (35.3% – the year before).

Tourist traffic intensity rate measured by the number of tourists per 1000 persons accounted to 356 and it increased by 105 in comparison to 2021. The spread of this rate hovered from 104 in Głubczycki Powiat to 685 in the city of Opole.

In 2022 the average duration of a tourist’s stay in a tourist accommodation establishment was 2.1 days – the same as the year before while of a foreign tourist – 2.6 days (in 2021 – 2.5). The analysis of the length of stay in individual types of establishments showed that the stay of tourists in hotels and similar establishments (including hotels) was on average 1.8 days. Tourists stayed longer in other tourist accommodation establishments, i.e. 3.4 days, of which the longest in holiday centres and rooms for rent – 4.8 each.

Occupancy rate of rooms in hotels and similar establishments was higher than in 2021 and amounted to 42.6%

Map 1. Tourists accommodated and occupancy rate of bed places in tourist accommodation establishments in 2022



In 2022, 32.2 thousand foreign tourists stayed overnight in tourist accommodation establishments, i.e. by 63.5% more than the year before. They accounted for 9.6% of all tourists accommodated in tourist accommodation establishments located in the voivodship. The majority, i.e. 91.0% of foreign tourists accommodated in tourist accommodation establishments stayed in hotels and similar establishments, of which 82.1% in hotels. Compared to 2021, the number of foreign guests in hotels increased by 69.5%

Opolskie Voivodship was most visited by tourists from European countries (94.5% of total foreign tourists), however, their number increased by 61.4% in relation to 2021. Tourists from Asia (2.7%) and North America (1.7%) were ranked further.

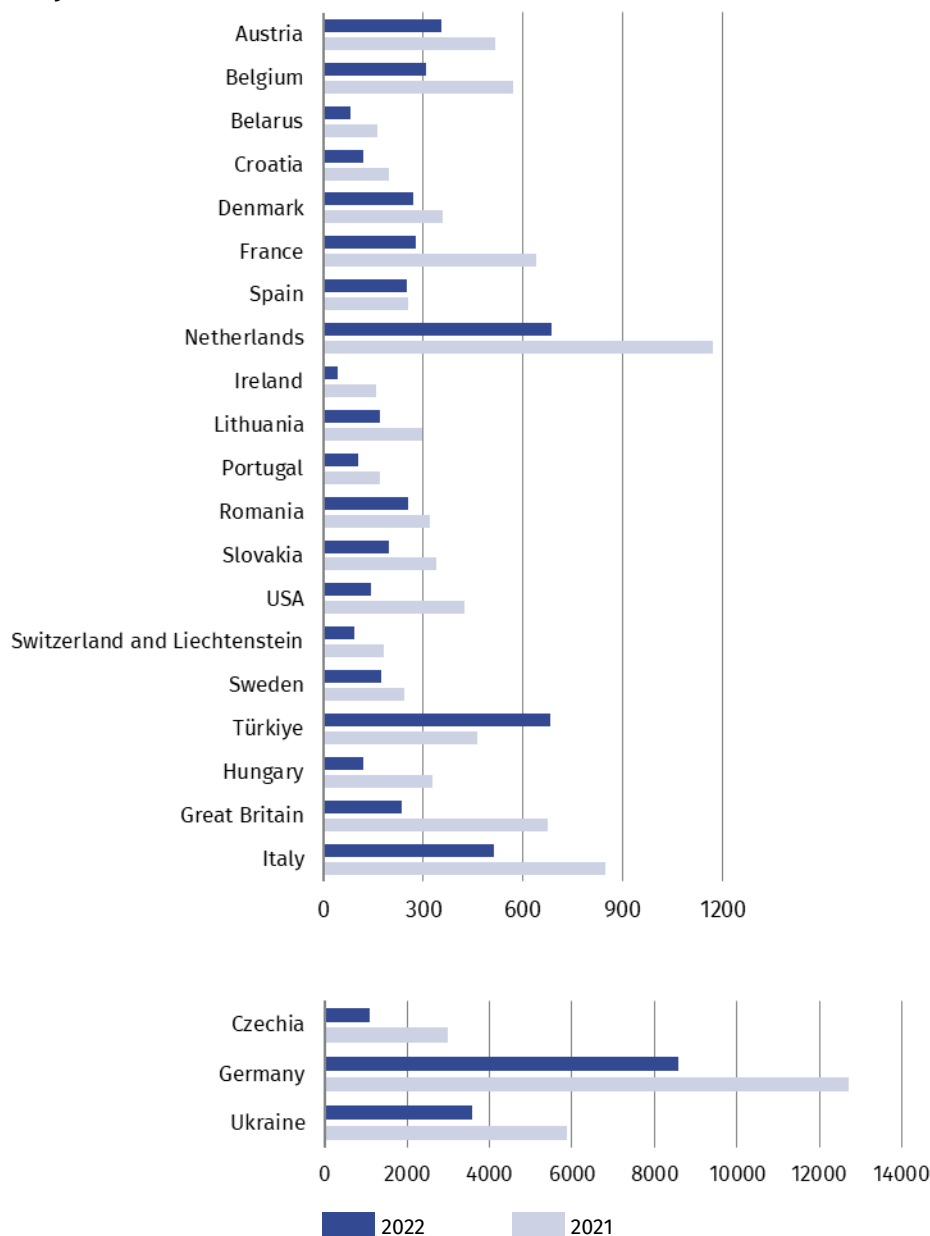
Out of all foreign tourists accommodated in tourist accommodation establishments the most numerous were tourists from Germany (39.5% of all foreign visitors accommodated in tourist accommodation establishments) and then from Ukraine (18.2%). In comparison with 2021 the number of tourists from Germany increased by 47.9%, while from Ukraine – by 64.7%. A large group of foreign tourists in 2022 were the ones from Czechia (9.3%) – their number increased by 169.9% in comparison to the previous year.

Most of foreign tourists stayed in hotels

Opolskie Voivodship was most often visited by tourists from Germany and Ukraine

Out of other countries the most of the tourists came from the Netherlands (3.6%), Italy (2.6%), Great Britain (2.1%), France (2.0%) and Belgium (1.8%). In comparison to 2021 the number of foreign tourists accommodated in tourist accommodation establishments increased in the case of such countries as: Ireland (fourfold), the USA, Great Britain and Hungary (each threefold). The decrease was noted i.a. in the case of tourists from Turkey (by 32.1%).

Chart 5. Foreign tourists accommodated in tourist accommodation establishments by selected countries of residence



In 2022, 82.2 thousand overnight stays were provided for foreign tourists, which represented 11.5% of the total nights provided in tourist accommodation establishments (by 69.5% more than the year before). Most overnight stays for foreign tourists were provided in establishments located in the city of Opole (45.4% of the total number of these overnight stays in the voivodship), and then in powiats: Kędzierzyńsko-Kozielski (13.8%) as well as Nyski (12.8%).

An important element determining the attractiveness of tourist establishments is catering establishments. As of the end of July 2022, there were 112 catering establishments in tourist accommodation establishments, i.e. by 2.8% fewer than in the corresponding period of the previous year.

Table 4. Catering establishments in tourist accommodation establishments
as of 31 July

Specification		Total	Restaurants	Bars (including cafes)	Canteens	Catering outlets
TOTAL	2021	109	57	27	13	12
	2022	112	56	33	13	10
Hotels and similar establishments		84	51	27	2	4
Of which hotels		73	45	24	2	2
Other establishments		28	5	6	11	6

Half (50.0%) of catering establishments were restaurants. The vast majority, i.e. 91.1% of restaurants were located in hotels and similar establishments, of which 80.4% in hotels. Bars (including cafes) accounted for 29.5% of all catering establishments operating in tourist accommodation establishments, canteens – 11.6%, and catering outlets – 8.9%.


When citing data from the Statistics Poland please provide the following information: "Statistics Poland's data". When publishing calculations made on data published by the Statistics Poland, please provide the following information: "Own study based on the Statistics Poland's data"


Prepared by:
Statistical Office in Opole

Acting Director Renata Wasilewska
Phone: 77 453 14 52

Issued by:
The Spokesperson of Statistical Office in Opole

Monika Bartel
Phone: 77 423 09 75

 www.opole.stat.gov.pl/en

 [@GUS_STAT](https://twitter.com/GUS_STAT)

Related information

[Tourism in Opolskie Voivodship in 2021](#)

[Tourism in 2021](#)

[Occupancy of tourist accommodation establishments in 2022](#)

Data available in databases

[Local Data Bank \(BDL\) - Tourism](#)

Terms used in official statistics

[Tourism](#)

[Tourist accommodation establishment](#)

[Nights spent \(overnight stays\) in tourist accommodation establishments.](#)

[Occupancy rate of bed places or rooms](#)

[Tourist](#)

[Rented rooms](#)