

Economic Activity of Population in Opolskie Voivodship in the 3rd quarter 2023

Preliminary results of Labour Force Survey in the 3rd quarter of 2023

28 December 2023

57.9%

Economic activity rate of persons in the age group 15–89 years in Opolskie

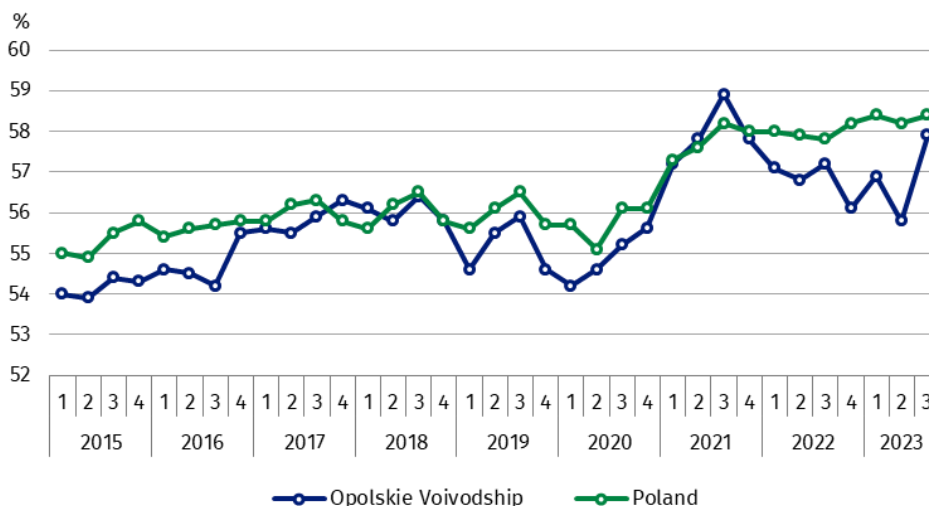
The results of Labour Force Survey (LFS), presenting average data for quarter, showed that in the 3rd quarter of 2023 in Opolskie Voivodship, economically active persons accounted for 57.9% of population in the age group 15–89 years. The value of this increased by 2.1 percentage points compared to the 2nd quarter of 2023 and by 0.7 percentage point in relation to the 3rd quarter of 2022.

Economic activity of population

The number of population in the age group 15–89 years in Opolskie Voivodship in the 3rd quarter of 2023 amounted to 710 thousand persons and it was at the level of the previous quarter as well as the 3rd quarter of 2022, however decreased to the corresponding period of 2015 (by 9.0%). Population of economically active accounted for 411 thousand persons of which 398 thousand employed persons and 12 thousand unemployed persons. The number of economically inactive persons amounted to 299 thousand persons. The population of economically active persons in the 3rd quarter of 2023 compared to the previous quarter and the corresponding period of 2022 increased: by 15 thousand, i.e. by 3.8% and by 5 thousand, i.e. by 1.2%, respectively. In comparison with the 3rd quarter of 2015 r. there was a decrease in the number of analysed population by 13 thousand persons, i.e. by 3.1%.

Activity rate in the age group 15–89 years in Opolskie Voivodship in the 3rd quarter of 2023 was at the level of 57.9% and its value increased on a quarterly basis, as well as compared to the corresponding periods of 2022 and 2015 (respectively: by 2.1 percentage points, by 0.7 percentage points and by 3.5 percentage points).

Chart 1. Activity rate in the age group 15–89 years by quarters



The share of economically active persons in the total number of population in the age group 15–89 years in the 3rd quarter of 2023 was higher among men and amounted to 67.4%, however among women it was 48.9%. Considering the place of residence the discussed rate was higher among rural inhabitants than urban ones (58.2% versus 57.3%).

Taking age groups into account, there was a diverse level of economic stability. The highest value of activity rate in Opolskie Voivodship occurred in the case of persons in the age group 35–44 years (87.5%) and was on a lower level than in the previous quarter as well as compared to the corresponding period of 2022 (by 2.8 percentage points and by 2.7 percentage points, respectively). The lowest value of activity rate was recorded for persons in the age group 55–89 years (26.9%), and its value increased on a quarterly basis (by 0.8 percentage point), while compared to the 2nd quarter of 2022 it remained the same.

For working age population the measure in question in the 3rd quarter of 2023 amounted to 81.5% and its value increased compared to the 2nd quarter of 2023 as well as the 3rd quarter of 2022 (by 2.1 percentage points and by 0.7 percentage points, respectively). In the country the activity rate for this group of persons was lower than in the voivodship (81.0% – higher by 0.2 percentage point compared to the 2nd quarter of 2023 as well as by 0.9 percentage point in relation to the 3rd quarter of 2022).

Considering education level, the highest value of activity rate occurred for persons with a tertiary education (76.7%) and it decreased on a quarterly and annual basis (by 1.2 percentage points as well as by 1.4 percentage points). This rate was the lowest among persons with lower secondary, primary, incomplete primary and no school education (15.6%) and was lower than in the previous quarter as well as in the 3rd quarter of 2022 (by 2.7 percentage points and by 0.6 percentage points).

The indicator describing relations of the number of not working persons (unemployed in the age group 15–74 years and economically inactive in the age group 15–89 years) to the number of employed persons (in the age group 15–89 years), both in the voivodship and country decreased on a quarterly basis and in relation to the corresponding periods of 2022 and 2015. In the 3rd quarter of 2023 in Opolskie Voivodship per 1000 working persons there were 781 not working persons (in the 2nd quarter of 2023 – 832, in the 3rd quarter of 2022 – 802 and in the 3rd quarter of 2015 – 950). In the country this ratio amounted to 761 (in the 2nd quarter of 2023 – 764, in the 3rd quarter of 2022 – 781 and in the 3rd quarter of 2015 – 940).

Employed persons

In the 3rd quarter of 2023 in Opolskie Voivodship the employed in the age group 15–89 years amounted to 398 thousand persons and increased by 2.8% (i.e. by 11 thousand persons) compared to the 2nd quarter of 2023 as well as by 1.0% (i.e. by 4 thousand persons) in relation to the 3rd quarter of 2022. Compared to the 3rd quarter of 2015 there was an decrease in the number of discussed population by 0.5% (i.e. by 2 thousand persons). In the structure of employed persons by sex, over a half were men, whose share accounted for 56.0% (i.e. 223 thousand persons), and by the place of residence – urban inhabitants (53.0%, i.e. 211 thousand persons).

As regards the division by sex, the number of employed persons increased on a quarterly and annual basis to a greater extent among men (by 6.2% and by 1.4%), however among women it decreased in relation to the previous quarter (by 1.1%), and compared with the 3rd quarter of 2022 it remained on the same level.

Considering place of residence, bigger increase, on a quarterly basis, concerned urban residents (by 4.5%) than rural ones (by 1.1%), however compared to the 3rd quarter of 2022 the number of employed persons increased among urban inhabitants (by 1.9%) and among rural inhabitants it remained the same.

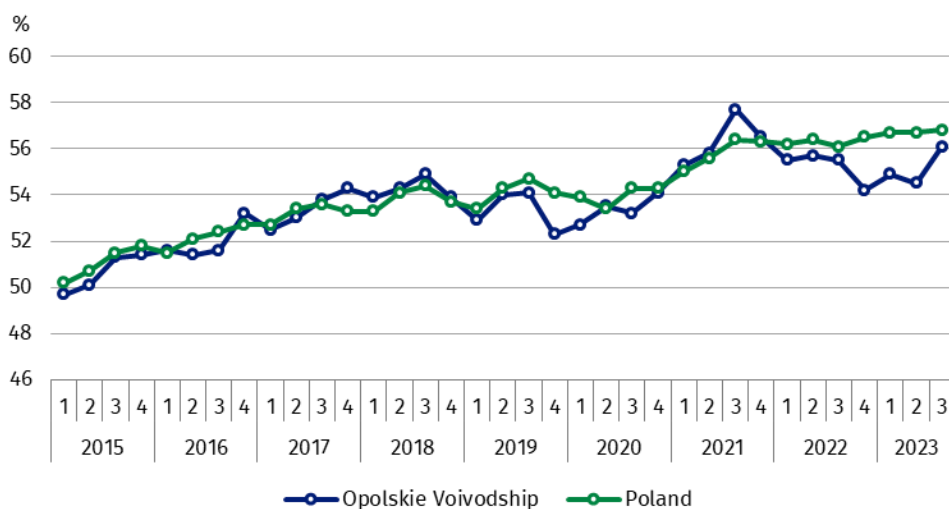
Taking into account the age of employed persons, in the 3rd quarter of 2023, the highest share among the employed was registered for persons in the age group 35–44 years (29.1% –

higher by 1.3 percentage points in relation to the 2nd quarter 2023 and by 1.7 percentage point compared to the 3 quarter of 2022), while the lowest in the age group 15–24 (6.5% – higher by 0.1 percentage point compared to the previous quarter and by 1.7 percentage points on an annual basis). Working age population in the 3rd quarter of 2023 accounted for 95.5% of the total number of employed persons (94.8% – in the 2nd quarter of 2023 and 95.2% – in the 3rd quarter of 2022).

In the structure of employed persons by the level of education, in the 3rd quarter of 2023, the largest share concerned persons with the tertiary education (31.2% – decrease by 0.9 percentage point in relations to the 2nd quarter of 2023 and increase by 0.7 percentage point compared with the 3rd quarter of 2022), while the lowest share concerned persons with lower secondary, primary, incomplete primary and no school education (2.8% – decrease by 1.9 percentage point on a quarterly basis and by 1.0 percentage point on an annual basis).

The value of employment rate in the 3rd quarter of 2023 in Opolskie Voivodship amounted to 56.1% (in the country– 56.8%) and increased both in relation to the 2nd quarter of 2023 as well as corresponding periods of 2022 and 2015 by: 1.6 percentage points, by 0.6 percentage points and by 4.8 percentage points, respectively.

Chart 2. Employment rate in the age group 15–89 by quarters



Analysing population by sex, higher rate in the voivodship occurred among men than women (65.6% versus 47.3%), and when considering place of residence the higher value of said rate was noted among rural residents than among urban residents (57.0% versus 55.2%).

Considering the division by sex, compared to the 2nd quarter of 2023 as well as the 3rd quarter of 2022 the value of employment rate increased among men (by 3.8 percentage points and by 0.9 percentage point, respectively), however among women it decreased on a quarterly basis (by 0.5 percentage point) and on annual basis it remained the same.

Considering the place of residency, compared to the 2nd quarter of 2023 the employment rate increased both among the urban (by 2.3 percentage points) as well as rural inhabitants (by 0.6 percentage point). On an annual basis the value of said indicator increased among urban inhabitants (by 1.2 percentage points) however among rural inhabitants it remained on the same level.

The employment rate for working age population in the voivodship amounted to 79.0% (in the country– 78.8%). The value of this indicator increased by 1.7 percentage points compared to the 2nd quarter of 2023 and by 0.5 percentage point in relation to the 3rd quarter of 2022(in the country: by 0.1 percentage points and by 1.2 percentage point).

Over the quarter, among the total number of employed persons in Opolskie Voivodship, there was an decrease in the share of employees employed in a public company/institution or by private employer -- by 1.5 percentage points to the level of 81.7% (i.e. 326 thousand),

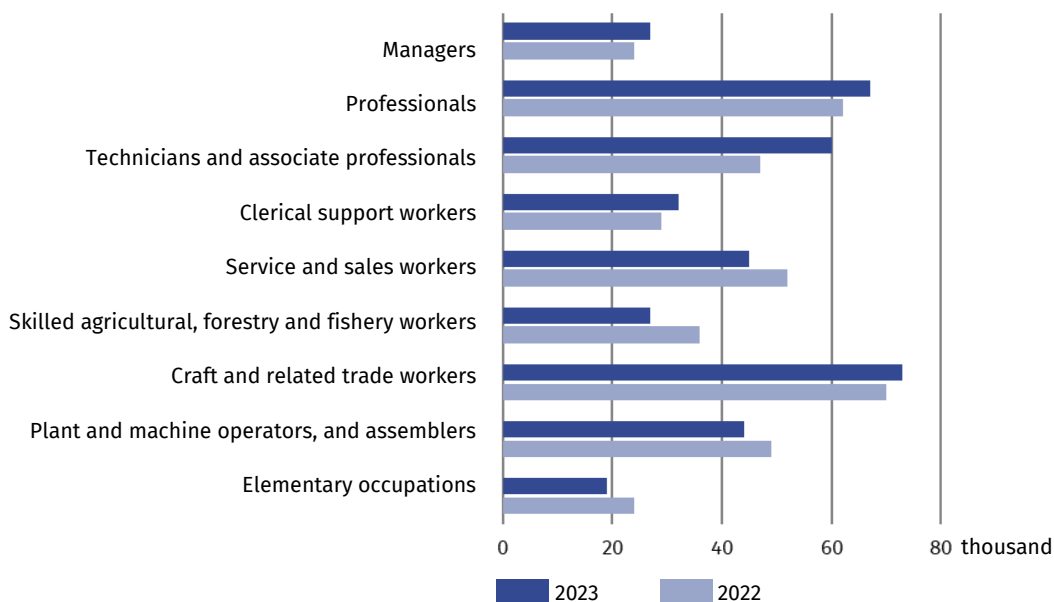
Employment rate was still significantly higher in the population of men than of women

however on an annual basis there was an increase by 1.5 percentage points. On the other hand the share of self-employed persons increased compared to the previous quarter by 1.5 percentage points to the level of 17.3% (i.e. 69 thousand) and decreased on an annual basis by 0.7 percentage point.

A vast majority of persons employed in public companies/institutions or by a private employer performed their work on the basis of a contract for unlimited duration – 82.2% (i.e. 268 thousand). This share was at the same level as in the previous quarter, however it decreased (by 1.0 percentage point) compared to the 2nd quarter of 2022.

The largest percentage of employees in the 3rd quarter of 2023 concerned persons who, during a reference week, worked in the main job for 40 hours and more (70.2%, i.e. more by 5.7 percentage points than in the 2nd quarter of 2023, however less by 2.9 percentage points compared to the 3rd quarter of 2022). Among these persons more than half (61.6%) were men; urban residents also had a larger share (50.2%). A percentage of employed persons working part-time was at the level of 9.8% for group for persons, who worked 30-39 hours during a week and 5.0% for group working 20 to 29 hours. Out of surveyed persons 3.0% worked less than 20 hours a week.

Chart 3. Employed persons in the age group 15–89 by selected occupational groups in the 3rd quarter



In the 3rd quarter of the most persons worked in the profession from the group of craft and related trade workers (73 thousand) and accounted for 18.3% of the total number of employed persons. Among men percentage for this occupational group amounted to 29.6% and was higher than in the 2nd quarter of 2023 as well as in the 3rd quarter of 2022 – by 1.0 percentage points. The group of plant and machine operators, and assemblers also had a meaningful share among men (16.6% – decrease by 2.0 percentage points on a quarterly basis and by 1.6 percentage points on an annual basis). Among women there were two dominant profession groups: professionals (25.7% – decrease by 1.4 percentage points compared to the previous quarter and an increase by 2.3 percentage points in relation to the 3rd quarter of 2022), and service and sales workers (18.3% – decrease on a quarterly and annual basis by 3.2 percentage points and by 3.4 percentage points, respectively).

Unemployed persons

In the 3rd quarter of 2023 the number of unemployed persons aged 15-74 in Opolskie Voivodship amounted to 12 thousand and unemployment rate was at the level of 2.9% (versus 2.7% – in the country).

The average time of job seeking in the said period in Opolskie Voivodship amounted to 4.3 month and was shorter than in the country (7.6 month).

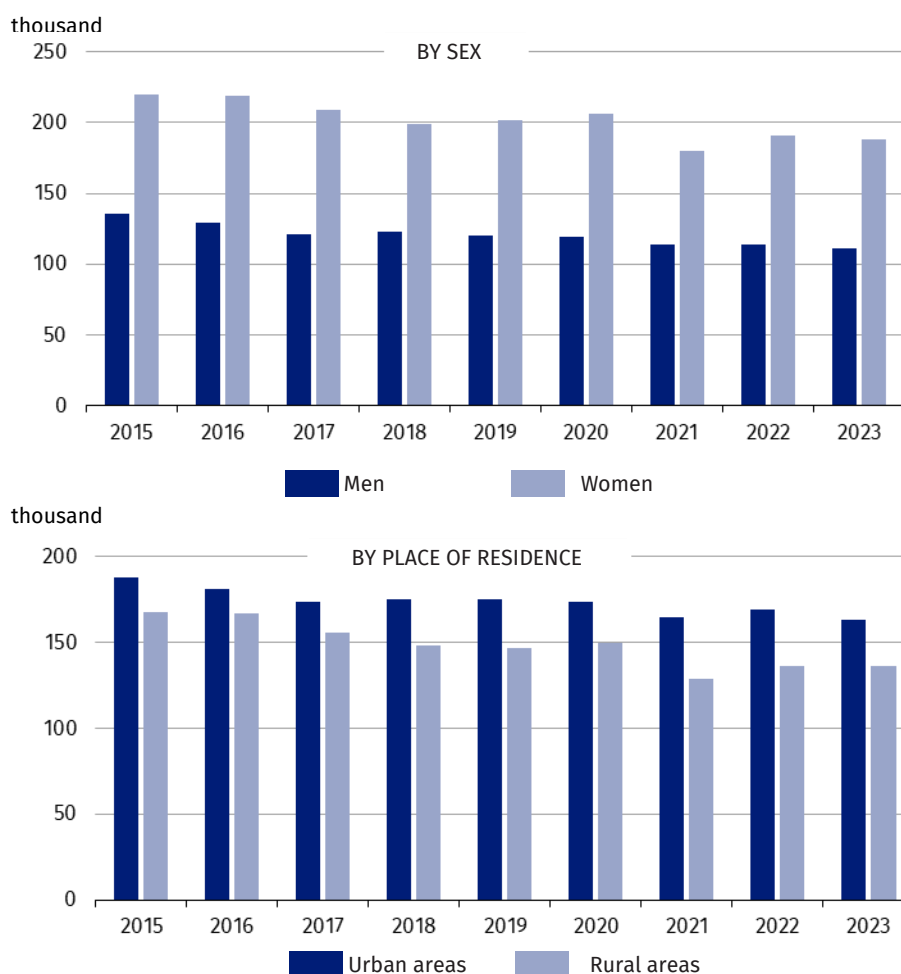
Economically inactive persons

Population of economically inactive persons aged 15–89 years in the 3rd quarter of 2023 amounted to 299 thousand persons, i.e. 42.1% of the total number of population in the discussed group (versus 41.6% in the country). Analysed population decreased both in comparison with the 2nd quarter of 2023, as well as corresponding periods of 2022 and 2015: by 4.5%, by 2.0% and by 16.0%, respectively.

Over a half of economically inactive population were women – 62.9%, i.e. 188 thousand. Considering the place of residence, urban inhabitants constituted 54.5% of this group (i.e. 163 thousand persons).

Over a half of economically inactive persons were women

Chart 4. Economically inactive persons in the age group 15–89 in the 3rd quarter



Compared to the 2nd quarter of 2023 and 3rd quarter of 2022 the number of economically inactive persons decreased both among men (by 9.8% and by 2.6%, respectively), and among women (by 1.1% and by 1.6%, respectively). Considering the place of residency, on a quarterly basis there was a decrease in the number of economically inactive among urban and rural inhabitants (by 6.3% and by 2.2%), however on an annual basis a decrease was noted in the case of urban inhabitants (by 3.6%), while the number of economically inactive rural inhabitants remained on the same level.

Out of the total number of economically inactive in the voivodship, 89 thousand persons, i.e. 29.8% were in the working age. Economically inactive persons mostly had basic

vocational and basic sectoral vocational education (28.1%) as well as lower secondary, primary, incomplete primary or no school education (25.8%).

The main reason for the inactivity of economically inactive persons in the age group 15–74 (for this group the reason of inactivity was determined) amounting to 239 thousand was retirement (54.8%). Among persons receiving pension, 63.4% were women.

Education and training were the reasons for work inactivity and not seeking job in the 3rd quarter of 2023 for 17.6% of economically inactive persons. Illness and disability as a reason for economic stability was reported by 9.2% persons while family and household responsibilities – 5.9% of persons from the said age group.

Table 1. Economic activity of the population aged 15-89 in Opolskie Voivodship on the background of the country

SPECIFICATION	2015	2022	2023	
	3 quarter		2 quarter	3 quarter
POLAND				
Economically active in thousands	17105	17192	17293	17348
employed	15873	16690	16850	16873
unemployed ^a	1231	502	443	475
Economically inactive in thousands	13690	12532	12427	12372
Activity rate in %	55.5	57.8	58.2	58.4
Employment rate in %	51.5	56.1	56.7	56.8
Unemployment rate in %	7.2	2.9	2.6	2.7
OPOLSKIE VOIVODSHIP				
Economically active in thousands	424	406	396	411
employed	400	394	387	398
unemployed ^a	24	11	.	12
Economically inactive in thousands	356	305	313	299
Activity rate in %	54.4	57.2	55.8	57.9
Employment rate in %	51.3	55.5	54.5	56.1
Unemployment rate in %	5.7	2.7	.	2.9

a People aged 15-74 years.

Table 2. Activity rate in the age group 15-89 by sex, place of residence and age groups

SPECIFICATION	2015	2022	2023	
	3 quarter		2 quarter	3 quarter
	in %			
TOTAL	54.4	57.2	55.8	57.9
of which at working age ^a	.	80.8	79.4	81.5
men	62.8	66.5	63.8	67.4
women	46.9	48.4	48.6	48.9
Urban areas	55.1	55.9	54.5	57.3
Rural areas	53.5	58.5	57.6	58.2
By age:				
15-24 years	30.7	30.8	33.8	41.6
25-34	82.9	85.7	82.4	85.6
35-44	88.1	90.2	90.3	87.5
45-54	82.2	86.9	87.4	85.0
55-89 years	.	26.9	26.1	26.9

a Men aged 18-64; women aged 18-59 years.

Table 3. Employment rate in the age group 15-89 by sex, place of residence and age groups

SPECIFICATION	2015	2022	2023	
	3 quarter		2 quarter	3 quarter
	in %			
TOTAL	51.3	55.5	54.5	56.1
of which at working age ^a	.	78.5	77.3	79.0
men	59.8	64.7	61.8	65.6
women	43.7	47.3	47.8	47.3
Urban areas	52.0	54.0	52.9	55.2
Rural areas	50.7	57.0	56.4	57.0
By age:				
15-24 years	24.8	24.4	32.5	33.8
25-34	78.6	83.8	81.4	84.4
35-44	84.1	87.8	87.1	85.3
45-54	78.8	84.4	86.5	82.7
55-89 years	22.7	26.9	25.8	26.9

a Men aged 18-64; women aged 18-59 years

Note. LFS results refer to the population residing or intending to stay in the country for at least 12 months, living in households. Data collected in representative survey have been generalised on the basis of population balances, for which the basis (initial base) are the results of National Population and Housing Census 2011.

In the study, the sums of components may differ from the "total" value, which is the result of rounding made when generalising the survey results. Due to the representative survey method, caution is recommended in the use of data in those cases where more detailed divisions are used and there are low-order numbers (less than 20 thousand). Numbers which, after generalising the results from the sample, are below 10 thousand have been replaced with a dot ("."), which means that a specific value cannot be shown due to a random sample error.

When citing data from the Statistics Poland please provide the following information: "Statistics Poland's data". When publishing calculations made on data published by the Statistics Poland, please provide the following information: "Own study based on the Statistics Poland's data".

Prepared by:

Statistical Office in Opole
Acting Director Renata Wasilewska

Phone: 77 453 14 52

Issued by:

The Spokesperson of Statistical Office in Opole
Monika Bartel

Phone: 77 423 09 75



www.opole.stat.gov.pl/en



[@Opole_STAT](https://twitter.com/Opole_STAT)



[@USOpole](https://www.facebook.com/USOpole)

Related information

[Information of the Statistics Poland regarding the changes introduced from 2021 onwards into the BAEL](#)

[Information of Statistics Poland concerning the results of the Badanie Aktywności Ekonomicznej Ludności recalculated for the years 2010-2020. \(BAEL - the Polish equivalent of the European survey on the labour force - Labour Force Survey/LFS\)](#)

[Economic Activity of Population in Opolskie Voivodship in the 2nd quarter of 2023](#)

Data available in databases

[Strateg](#) -> Statistics by theme -> Labour Market

[Local Data Bank](#) -> Labour Market

Terms used in official statistic

[Economic activity by LFS](#)

[Activity rate by LFS](#)

[Employment rate by LFS](#)

[Unemployment rate by LFS](#)