

# Economic Activity of Population in Opolskie Voivodship in the 4th quarter 2023

Preliminary results of Labour Force Survey in the 4th quarter of 2023

28 March 2024

## 57.3%

Economic activity rate of persons in the age group 15–89 years in Opolskie Voivodship

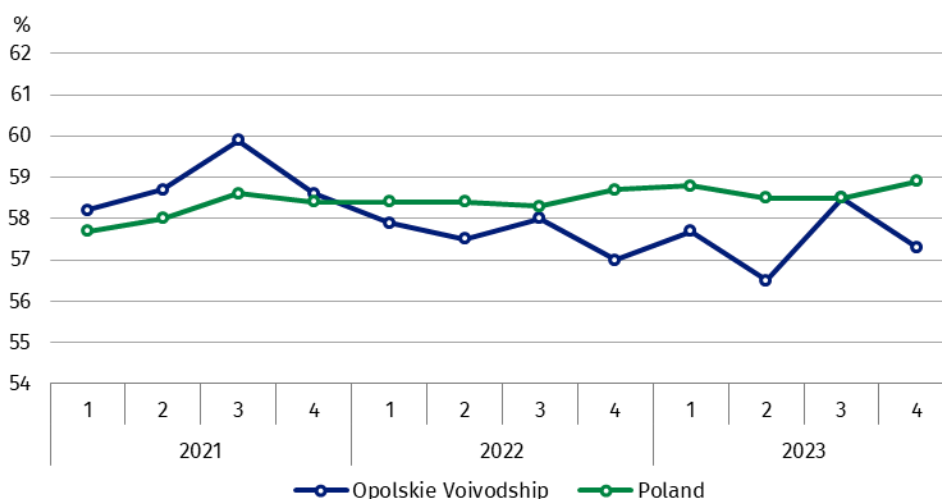
The results of Labour Force Survey (LFS), presenting average data for quarter, showed that in the 4th quarter of 2023 in Opolskie Voivodship, economically active persons accounted for 57.3% of population in the age group 15–89 years. The value of this indicator decreased by 1.2 percentage point compared to the 3rd quarter of 2023 r., however increased by 0.3 percentage point in relation to the 4th quarter of 2022.

### Economic activity of the population

The number of population in the age group 15-89 years in Opolskie Voivodship in the 4th quarter of 2023 amounted to 749 thousand persons and was at the same level as in the previous quarter, while it decreased compared to the corresponding periods of 2022 and 2021 (by 0.5% and by 1.3%, respectively). Population of the economically active amounted to 429 thousand persons (of which 421 thousand of the employed). The number of the economically inactive amounted to 320 thousand persons. The population of economically active persons in the 4th quarter of 2023, compared to the previous quarter, decreased by 9 thousand, i.e. by 2.1%, whereas in relation to the 4th quarter of 2022 it was at the same level. In comparison with the 4th quarter of 2021, there was a decrease in the analysed population by 16 thousand, i.e. by 3.6%.

Activity rate of persons in the age group 15-89 years in Opolskie Voivodship in the 4th quarter of 2023 was at the level of 57.3% and its value decreased by 1.2 percentage point on a quarterly scale, however increased by 0.3 percentage point on annual basis. Compared to the 4th quarter of 2021 the analysed rate decreased by 1.3 percentage point.

Chart 1. Activity rate of persons in the age group 15–89 years by quarters



The share of economically active in the total number of persons in the age group 15–89 years in the 4th quarter of 2023 was higher among men and amounted to 64.9%, while in the population of women this percentage was at the level of 50.6%. Considering the place of residence, said rate was higher among rural inhabitants than urban ones (59.5% versus 55.5%).

Taking age groups into account, there was a diverse level of economic activity. The highest value of the activity rate in Opolskie Voivodship occurred in case of persons in the age group 25–34 (90.6%) and was at the higher level than in the previous quarter, as well as compared to the 4th quarter of 2022 (by 5.3 percentage points and by 0.5 percentage point, respectively). The lowest activity rate was recorded among persons in the age group 55–89 (27.4%) and its value increased on a quarterly basis (by 0.2 percentage point), however decreased (by 0.2 percentage point) compared to the 4th quarter of 2022.

For working age population the measure in question in the 4th quarter of 2023 amounted to 82.0% (in the country – 81.8%) and its value increased by 0.5 percentage point in relation to the 3rd quarter of 2023 and by 1.1 percentage point when compared with the 4th quarter of 2022 (in the country: by 0.7 percentage point and by 1.0 percentage point, respectively).

Considering education level, the highest value of the activity rate occurred among persons with a tertiary education (78.4%) and increased on a quarterly and annual basis (by 1.1 percentage point and by 0.6 percentage point, respectively). This indicator was the lowest (13.9%) among persons with lower secondary, primary, incomplete primary or no school education and was lower than in the previous quarter (by 1.7 percentage points) as well as in 4th quarter of 2022 (by 3.5 percentage points).

The indicator describing relation between unemployed persons (unemployed in the age group of 15–74 years or the economically inactive in the age group 15–89 years) to the number of employed persons (in the age group 15–89 years) increased on a quarterly basis, however decreased in relation to the corresponding period of 2022. Compared to the 4th quarter of 2021 its increase was recorded. In the 4th quarter of 2023 in Opolskie Voivodship, per 1000 employed persons, there were 781 unemployed ones (in the 3rd quarter 2023 – 765, in the 4th quarter of 2022 – 814 and in the 4th quarter of 2021 – 741). In the country this rate amounted to 753 (in the 3rd quarter of 2023 – 757, in the 4th quarter of 2022 – 755 and in the 4th quarter of 2021 – 763).

### **Employed persons**

In the 4th quarter of 2023, in Opolskie Voivodship the population of the employed in the age group 15–89 years amounted to 421 thousand persons and decreased by 0.9% (i.e. by 4 thousand persons) compared to the previous quarter, however increased by 1.4% (i.e. by 6 thousand persons) on annual basis. Compared to the 4th quarter of 2021 there was a decrease in the number of the discussed population by 3.4% (i.e. by 15 thousand persons). In the structure of the employed by sex over a half of were men, whose share accounted for 54.2% (i.e. 228 thousand persons) and by place of residence – urban inhabitants (51.8%, i.e. 218 thousand persons).

As regards the division by sex, on a quarterly basis the number of employed men decreased (by 3.8%), while increased for women (by 3.2%). Compared to the 4th quarter of 2022 there was an increase among the number of the employed, both for men (by 1.3%) and for women (by 1.6%).

Considering the place of residence, on quarterly and annual basis, there was a decrease in the number of urban inhabitants (by 4.0% and by 0.5%, respectively), while an increase in the number of rural ones (similarly, by 2.5% and by 3.6%).

Considering the age of working persons, in the 4th quarter of 2023, the largest share among working persons was recorded in the age group 35–44 years – 29.2%, i.e. on the same level

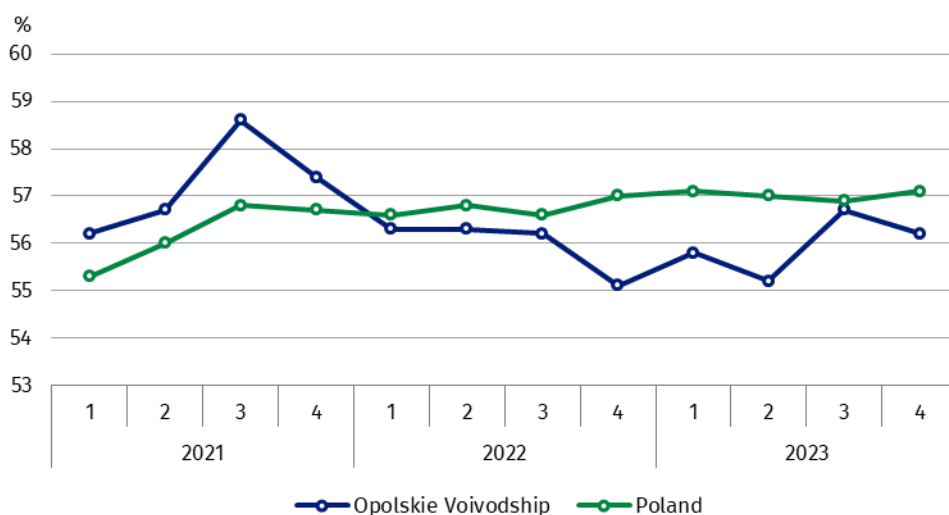
as in the previous quarter, however by 1.2 percentage point higher compared to the 4th quarter of 2022.

The lowest percentage was recorded for persons in the age group 15–24 years (5.0% - lower by 1.4 percentage point on quarterly basis, while higher by 0.7 percentage point on annual basis). Working age population in the 4th quarter of 2023 constituted 95.5% of the total number of the employed (95.3% - in the 3rd quarter of 2023, while in 95.7% - in the 4th quarter of 2022).

In the structure of the employed by education level, in the 4th quarter of 2023, the highest share concerned persons with tertiary education (34.2% - increase of 3.1 percentage points in relation to the 3rd quarter of 2023 and by 1.1 percentage point compared to the 4th quarter of 2022), while the lowest with lower secondary, primary, incomplete primary and no school education (3.3% - increase of 0.5 percentage point on quarterly basis, but a decrease of 1.0 percentage point on annual scale).

The value of employment rate in the 4th quarter of 2023 in Opolskie Voivodship amounted to 56.2% (in the country – 57.1%) and decreased by 0.5 percentage point in relation to the 3rd quarter of 2023 while it increased by 1.1 percentage point versus 4th quarter of 2022. Compared to the 4th quarter of 2021, a decrease of 1.2 percentage point in the value of analysed indicator was recorded.

**Chart 2. Employment rate of persons in the age group 15–89 by quarters**



By analysing the population of the employed by sex, a higher employment rate occurred in the voivodship among men (63.5% versus 49.6% for women), and by considering the place of residence – among rural inhabitants (58.7% versus 54.2% for urban ones).

Taking the division by sex into account, compared to the 3rd quarter of 2023, the value of employment rate decreased among men (by 2.3 percentage points), however increased in the group of women (by 1.7 percentage point), while in comparison with the 4th quarter of 2022 its increase was recorded both in the group of men as well as women (by 1.2 percentage point and by 1.0 percentage point, respectively).

Considering the place of residence, in relation to the 3rd quarter of 2023 the level of employment rate decreased among urban inhabitants (by 2.1 percentage points), however increased for rural ones (by 1.5 percentage point). On the other hand in relation to the 4th quarter of 2022 the value of analysed indicator increased regardless of place of residence, of which to a greater extent in rural areas (by 2.2 percentage points) than in urban ones (by 0.1 percentage point).

Value of employment rate for working age population in the voivodship shaped around the level of 80.4% (in the country – 79.2%). The value of this indicator increased

Employment rate was significantly higher in the population of men than of women

by 1.5 percentage point compared to the 3rd quarter of 2023 and by 2.1 percentage points in relation to the 4th quarter of 2022 (in the country: by 0.4 percentage point and by 0.8 percentage point, respectively).

On a quarterly basis, among the total number of the employed in Opolskie Voivodship, there was a decrease in share of workers employed in public companies/institutions or by a private employer – by 1.4 percentage point to the level of 80.5% (i.e. 339 thousand persons), while on annual basis, its increase of 0.5 percentage point was recorded. The share of self-employed persons increased compared to the previous quarter by 1.6 percentage point to the level of 18.8% (i.e. 79 thousand persons) and by 0.5 percentage point in relation to the 4th quarter of 2022.

Among persons employed in public companies/institutions or by a private employer, a vast majority performed their work on the basis of a job contract for indefinite term – 83.8% (i.e. 284 thousand persons). This share increased (by 1.7 percentage point) compared to the previous quarter, however decreased (by 0.8 percentage point) in comparison with the 4th quarter of 2022.

The largest percentage of persons working in the 4th quarter of 2023 concerned persons, who, during a reference week, worked in the main job for 40 hours and more (67.9%, i.e. fewer by 2.5 percentage points than in the 3rd quarter of 2023, while more than 4.8 percentage points compared to the 4th quarter of 2022). In the analysed group of persons, over a half (58.9%) were men; rural inhabitants also had a larger share (50.2%).

The percentage of persons working part-time was at the level of 10.5% for group of persons who worked 30-39 hours during a week and 9.0% for the group who worked from 20 to 29 hours. Out of surveyed persons, 3.6% worked less than 20 hours a week.

**Chart 3. Employed persons in the age group 15–89 by selected occupational groups in the 4th quarter**



In the 4th quarter of 2023 the most persons were employed in the profession from the group of craft and related trade workers (76 thousand) and accounted for 18.1% of all of the employed persons. Among men the percentage for this occupational group amounted to 29.8% and was higher than in the 3rd quarter of 2023 (by 0.3 percentage point) and in the 4th quarter of 2022 (by 0.9 percentage point). A group of plant and machine operators and assemblers also had a significant share in the population of men (15.8% - decrease of 1.1 percentage point versus previous quarter, while an increase of 0.2 percentage point on annual scale). Among women two occupational groups predominated: professionals (25.4% - decrease of 0.3 percentage point compared to the previous quarter and an increase of 0.1 percentage point in relation to the 4th quarter of 2022), followed by service and sales

workers (18.1% - decrease on quarterly an annual basis: by 0.6 percentage points and by 2.4 percentage points, respectively).

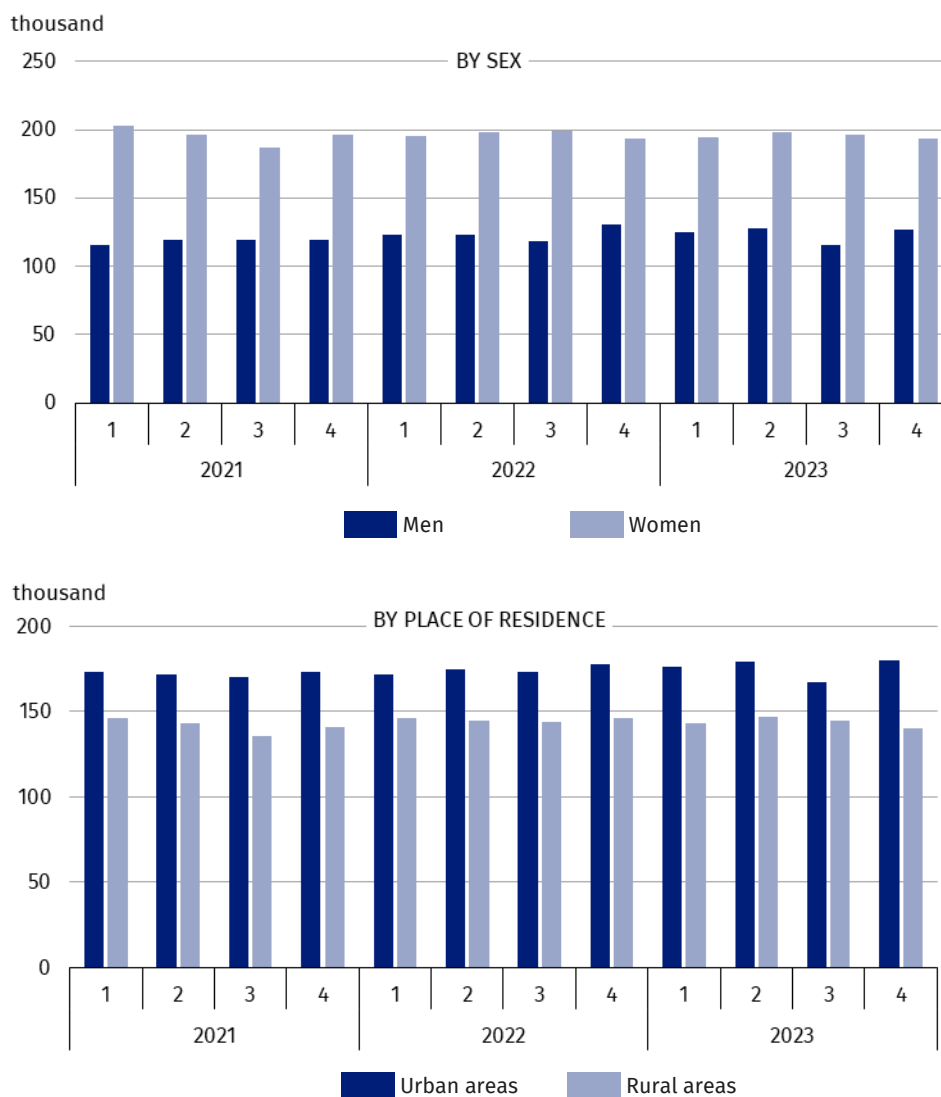
### Economically inactive persons

The population of the economically inactive in the age 15–89 years in the 4th quarter of 2023 accounted for was 320 thousand persons, i.e. 42.7% of the total number of persons in the said age group (versus 41.1% in the country). Analysed population number increased by 2.6% compared to the 3rd quarter of 2023, however decreased by 1.2% in relation to the 4th quarter of 2022. In comparison with the 4th quarter of 2021, an increase of 1.9% was recorded in the number of economically inactive persons.

Over a half of economically inactive persons are women – 60.3%, i.e. 193 thousand persons. Considering the place of residence, urban inhabitants accounted for 56.3% of this population (i.e. 180 thousand persons).

Over a half of economically inactive persons were women

**Chart 4. Economically inactive persons aged 15–89 years by sex and place of residence according to quarters**



Considering sex, compared to the 3rd quarter of 2023, the population of economically inactive increased by 9.5% among men, however decreased by 1.5% for women. On the other hand, when comparing with the 4th quarter of 2022, the analysed population decreased by 3.1% among men and for women it remained at the same level.

Taking place of residence into account, an increase was recorded in the number of economically inactive persons among urban inhabitants on quarterly and annual basis (by 7.8% and by 1.1%, respectively), while a decrease for rural ones (by 3.4% and by 4.1%, respectively).

Out of economically inactive in the voivodship, 89 thousand persons, i.e. 27.8% were of working age. Economically inactive persons mostly had a lower secondary, primary, incomplete primary or no school education (27.2%), as well as basic vocational/sectoral education (26.6%).

The main reason for the inactivity of economically inactive persons in the age group 15–74 years (for this group a cause for inactivity was determined), amounting to 262 thousand persons, was retirement – 54.2%. Among persons receiving pension 64.1% were women.

Education and training were the reasons for work inactivity and not seeking job in the 4th quarter of 2023 for 21.0% economically inactive persons. Illness or disability as a reason for economic inactivity was reported by 7.3% persons while family and household responsibilities – 6.9% of the economically inactive from the discussed age group.

**Table 1. Economic activity of the population aged 15-89 in Opolskie Voivodship on the background of the country**

SPECIFICATION	2021	2022	2023	
	4 quarter		3 quarter	4 quarter
POLAND				
Economically active in thousands	17804	17819	17767	17870
employed	17293	17308	17279	17323
unemployed <sup>a</sup>	511	511	488	547
Economically inactive in thousands	12684	12557	12588	12492
Activity rate in %	58.4	58.7	58.5	58.9
Employment rate in %	56.7	57.0	56.9	57.1
Unemployment rate in %	2.9	2.9	2.7	3.1
OPOLSKIE VOIVODSHIP				
Economically active in thousands	445	429	438	429
employed	436	415	425	421
unemployed <sup>a</sup>	.	14	13	.
Economically inactive in thousands	314	324	312	320
Activity rate in %	58.6	57.0	58.5	57.3
Employment rate in %	57.4	55.1	56.7	56.2
Unemployment rate in %	.	3.3	3.0	.

a Persons aged 15-74 years.

**Table 2. Activity rate in the age group 15-89 by sex, place of residence and age groups**

SPECIFICATION	2021	2022	2023	
	4 quarter		3 quarter	4 quarter
	in %			
<b>TOTAL</b>	<b>58.6</b>	<b>57.0</b>	<b>58.5</b>	<b>57.3</b>
of which in working age <sup>a</sup>	82.3	80.9	81.5	82.0
men	67.4	64.0	67.8	64.9
women	50.5	50.6	49.7	50.6
Urban areas	57.8	56.3	58.6	55.5
Rural areas	59.6	57.9	58.4	59.5
By age:				
15-24 years	29.3	24.7	40.7	29.6
25-34	90.6	90.1	85.3	90.6
35-44	93.2	90.2	87.5	88.7
45-54	85.2	85.5	84.9	85.5
55-89 years	28.5	27.6	27.2	27.4

a Men 18-64 years; women 18-59 years.

**Table 3. Employment rate in the age group 15-89 by sex, place of residence and age groups**

SPECIFICATION	2021	2022	2023	
	4 quarter		3 quarter	4 quarter
	in %			
<b>TOTAL</b>	<b>57.4</b>	<b>55.1</b>	<b>56.7</b>	<b>56.2</b>
of which in working age <sup>a</sup>	80.6	78.3	78.9	80.4
men	66.3	62.3	65.8	63.5
women	49.2	48.6	47.9	49.6
Urban areas	56.8	54.1	56.3	54.2
Rural areas	58.2	56.5	57.2	58.7
By age:				
15-24 years	28.0	22.2	33.3	25.9
25-34	88.0	86.5	84.2	88.5
35-44	90.2	87.9	86.1	87.2
45-54	84.4	83.1	82.7	84.7
55-89 years	28.2	27.0	27.2	27.1

a Men 18-64 years; women 18-59 years.

Note. LFS results refer to the population residing or intending to stay in the country for at least 12 months, living in households. Data collected in representative survey up to 3rd quarter of 2023 have been generalised to the general population with the use of balances prepared on the basis of the results of National Housing and Population Census 2011. Since 4th quarter of 2023, as to generalise the survey results to general population, data on the resident population from the balances prepared on the basis of National Housing and Population Census 2021 results were used. Data for the period from 1st quarter of 2021 to the 3rd quarter of 2023 were calculated in accordance with the new basis for generalising the results, therefore they differ from those presented in the earlier editions of the signal study.

In the study, the sums of components may differ from the "total" value, which is the result of rounding made when generalising the survey results. Due to the representative survey method, caution is recommended in the use of data in those cases where more detailed divisions are used and there are low-order numbers (less than 20 thousand). Numbers which, after generalising the results from the sample, are below 10 thousand have been replaced with a dot ("."), which means that a specific value cannot be shown due to a random sample error.

When citing data from the Statistics Poland please provide the following information: "Statistics Poland's data". When publishing calculations made on data published by the Statistics Poland, please provide the following information: "Own study based on the Statistics Poland's data".



Prepared by:

**Statistical Office in Opole**  
**Acting Director Renata Wasilewska**

Phone: 77 453 14 52

Issued by:

**Opolski Centre for Regional Surveys**  
**Hanna Sterniuk-Mościcka**

Phone: 514 901 001

e-mail: H.Sterniuk-Moscicka@stat.gov.pl

Media management:

**Monika Bartel**

Phone: 77 423 09 75

e-mail: M.Bartel@stat.gov.pl



[www.opole.stat.gov.pl](http://www.opole.stat.gov.pl)



[@Opole\\_STAT](https://twitter.com/Opole_STAT)



[@USOpole](https://www.facebook.com/USOpole)

### **Related information**

[Employed, unemployed and economically inactive persons \(preliminary LFS results\) - the fourth quarter of 2023](#)

### **Data available in databases**

[Local Data Bank](#) -> Labour Market

### **Terms used in official statistic**

[Economic activity by LFS](#)

[Activity rate by LFS](#)

[Employment rate by LFS](#)

[Unemployment rate by LFS](#)