

# Economic Activity of Population in Opolskie

## Voivodship in the 1st quarter of 2023

Preliminary results of Labour Force Survey in the 1st quarter of 2023

29 JUNE 2023

**56.9%**

Economic activity rate of persons in the age group 15–89 years in Opolskie Voivodship

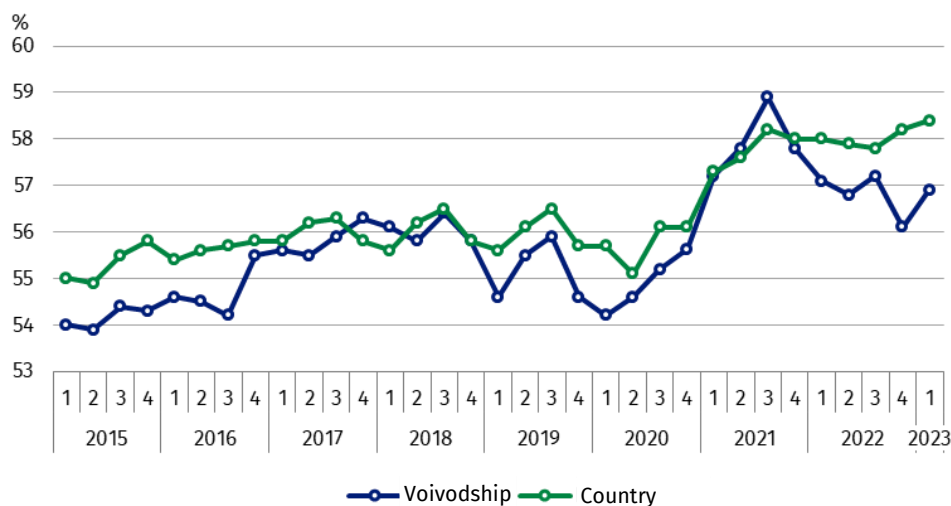
The results of Labour Force Survey (LFS) presenting average data for quarter showed that in the 1st quarter of 2023 in Opolskie Voivodship, economically active persons accounted for 56.9% of population in the age group 15–89 years. The value of this indicator increased by 0.8 percentage point compared to the 4th of quarter of 2022, however it decreased by 0.2 percentage point in relation to 1st of quarter of 2022.

### Economic activity of population

The number of population in the age group 15–89 years in Opolskie Voivodship in the 1st quarter of 2023 amounted to 710 thousand persons and it was at the level of the 4th quarter of 2022, however it decreased in relation to the 1st quarter (by 0.4%) and corresponding period of 2015 (by 3.9%). Population of the economically active accounted for 404 thousand persons, of which 390 thousand employed and 13 thousand unemployed. The number of economically inactive persons amounted to 306 thousand. The number of economically active persons in the 1st quarter of 2023 increased by 6 thousand, i.e. by 1.5% compared to the 4th quarter of 2022, however it decreased by 3 thousand, i.e. by 0.7% in relation to the 1st quarter of 2022. In combination with the 1st quarter of 2015 their number increased by 5 thousand, i.e. by 1.3%.

Activity rate in the age group 15–89 in Opolskie Voivodship in the 1st quarter of 2023 was at the level of 56.9% and its value increased on a quarterly basis (by 0.8 percentage point), however it decreased on the annual basis (by 0.2 percentage point). In comparison to the 1st quarter of 2015 this value increased (by 2.9 percentage points).

Chart 1. Activity rate in the age group 15–89 by quarters



The share of economically active persons in the total number of persons in the age group 15–89 in the 1st quarter of 2023 was higher among men and it amounted to 64.7%, however among women it was 49.7%. Considering the place of residence the discussed value was higher among the residents of rural than urban areas (58.8% versus 55.2%).

Taking age groups into account, there was a diverse level of economic activity. The highest value of activity rate in Opolskie Voivodship occurred in the case of persons in the age group 25–34 years (92.5%) and it was on a higher level (by 3.1 percentage point) than in the previous quarter and (by 5.6 percentage point) in comparison to the corresponding period of 2022. The lowest activity rate was recorded for persons in the age group 55–89 years (25.7%), which decreased on a quarterly and annual basis (respectively, by 1.1 percentage point and by 0.2 percentage point).

For working age population the measure in question in the 1st quarter of 2023 amounted to 81.9% and increased, in comparison to the 4th as well as 1st quarter of 2022 (by 1.0 percentage point and by 0.9 percentage point, respectively). In the country the activity rate for persons from said group was lower than in voivodship (81.1% – an increase by 0.3 percentage point in comparison to the 4th quarter of 2022 and by 1.1 percentage point in relation to the 1st quarter of 2022).

Considering education level, the highest value of activity rate occurred for persons with a tertiary education (77.3%) and decreased (by 0.4 percentage point) in relation to the 4th quarter of 2022 while decreased in relation to the 1st quarter of 2022. This rate was the lowest among people with lower secondary, primary, incomplete primary and no school education (21.4%) but with a higher value than in the previous quarter (by 4.1 percentage points), while in comparison to the 1st quarter of 2022 it was on the same level.

The indicator describing relation of the number of not working persons (the unemployed in the age group 15–74 years and the economically inactive in the age group 15–89 years) to the number of employed persons (in the age group 15–89 years) decreased compared to the previous quarter, but increased in relation to the 1st quarter of 2023 in Opolskie Voivodship per 1000 working employed persons there were 818 unemployed not working persons (in the 4th quarter of 2022 – 844, the 1st quarter of 2022 – 801 and in the 1st quarter of 2015 – 1014). In the country this ratio amounted to 764 and was lower than in the previous quarter as well as in corresponding periods of 2022 and 2015 (770, 781 and 993, respectively)

### **Employed persons**

In the 1st quarter of 2023 in Opolskie Voivodship the employed in the age group 15–89 years amounted to 390 thousand persons and increased by 1.3% (i.e. by 5 thousand persons) in comparison to the 4th quarter of 2022 while it decreased by 1.5% (i.e. by 6 thousand persons) in relation to the 1st quarter of 2022. Compared to the 1st quarter of 2015 there was an increase in the number of discussed population by 6.3% (i.e. 212 thousand persons). In the structure of employed persons by sex, men predominated, their share accounted for 54.4% (i.e. 212 thousand persons), and by the place of residence – urban residents (52.1%, i.e. 203 thousand persons).

As regards the division by sex, the number of employed persons increased over the quarter to a greater extent among men (1.4%) than among women (by 1.1%). Compared to the 1st quarter of 2022, there was a decrease in the number of employed men (by 3.2%) while the number of employed women remained on the same level.

Considering place of residence, bigger increase, on a quarterly basis, concerned rural residents (by 1.6%) than urban residents (by 1.0%). Compared to the corresponding quarter of 2022 there was a decrease in the number of working employed urban residents (by 2.9%), while the number of working rural residents remained on the same level.

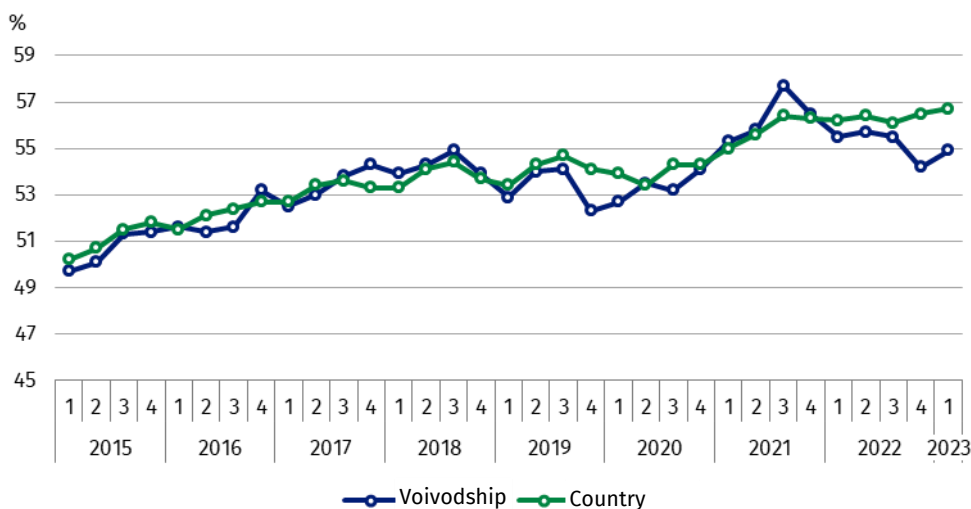
Taking into account the age of employed persons, in the 1st quarter of 2023, the highest share among the employed was registered for persons in the age group 35–44 years (26.9% - lower by 0.9 percentage point in relation to the 4th quarter of 2022 and the 1st quarter of 2022), and the lowest in the age group 15–24 (6.4% - higher by 2.0 percentage points over

the quarter and by 0.3 percentage point on annual basis). Working age population in the 1st quarter of 203 accounted for 95.1% in the total number of employed persons (95.3% - in the 4th quarter of 2022, and 95.7% - in the 1st quarter of 2022).

In the structure of employed persons by the level of education, in the 1st quarter of 2023, the largest share concerned persons with tertiary education (33.1% - increase by 0.1 percentage point in relation to the 4th quarter of 2022 and by 4.6 percentage points in relation to the 1st quarter of 2022) while the lowest share concerned persons with lower secondary, primary, incomplete primary and no school education (5.6% - an increase by 1.2 percentage points on a quarterly basis, while over annual basis there was a decrease by 0.2 percentage point).

The value of employment rate in the 1st quarter of 2023 in Opolskie Voivodship amounted to 54.9% (in the country – 56.7%) and increased by 0.7 percentage point in relation to 4th quarter of 2022 and decreased by 0.6 percentage point in relation to the 1st quarter of 2022. Compared to the 1st quarter of 2015 an increase of the employment rate by 5.2 percentage points was noted.

**Chart 2. Employment rate in the age group 15–89 by quarters**



Analysing population by sex, higher rate in the voivodship occurred among men than women (62.4% versus 48.1%), and when considering place of residence the higher value of said rate was noted among rural residents than among urban residents (57.0% vs. 53.1%).

Compared to the 4th quarter of 2022, value of the employment rate increased, regardless of sex (by 0.9 percentage point among men and by 0.5 percentage point among women) and place of residence (by 0.9 percentage point among rural residents and by 0.5 percentage point among urban residents). On the annual basis the value of discussed factor increased among women (by 0.1 percentage point) however it decreased among men (by 1.6 percentage point) and due to the place of residence – among urban residents (by 1.2 percentage point), on the other hand among rural residents it remained on the same level as in the previous year.

The employment rate for working age population in voivodship amounted to 79.1% (in the country – 78.6%). The value of this indicator increased by 1.0 percentage point in comparison to the 4th quarter of 2022 as well as by 0.1 percentage in relation to the 1st quarter of 2022 (in the country it increased by 0.2 percentage point and 1.2 percentage point, respectively).

Over the quarter, as well as in comparison to the first quarter of 2022, among the total number of employed persons in Opolskie Voivodship, there was an increase in the share of employees employed in a public company/institution or by a private employer – respectively: by 1.6 percentage point and by 0.2 percentage point to the level of 81.6% (i.e. 319 thousand). On the other hand the share of self-employed persons decreased

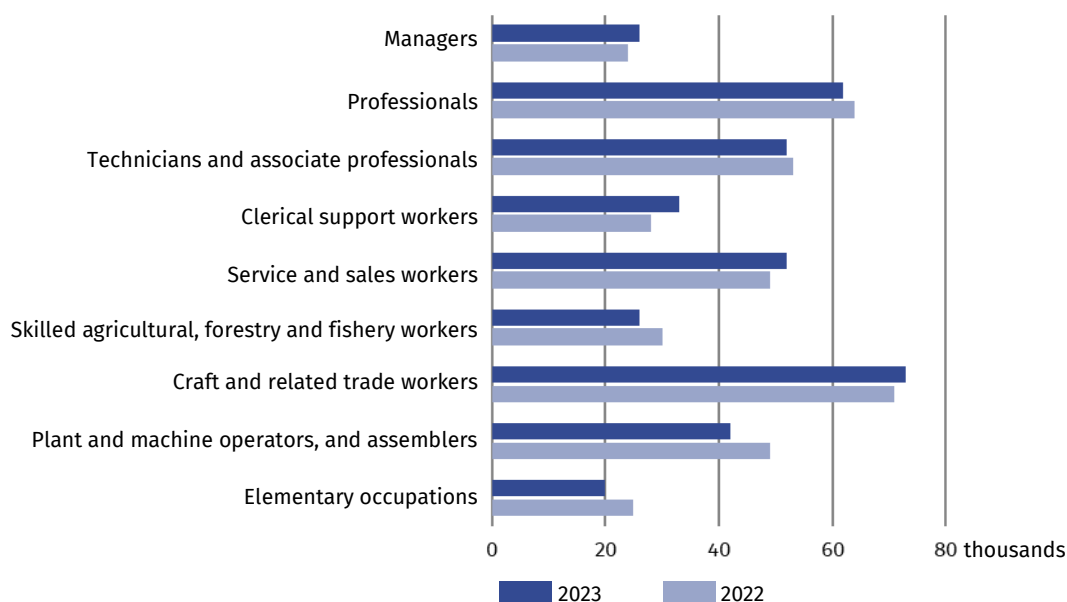
Employment rate was still significantly higher in the population of men than of women

in comparison to the previous quarter by 0.8 percentage point to the level of 17.6% (69 thousand), however it remained the same on the annual basis.

A vast majority of employees employed in a public company/institution or by a private employer performed their work on the basis of a contract for unlimited duration – 81.5% (i.e. 260 thousand). That share decreased (by 2.9 percentage point) compared to the 4th quarter of 2022 and (by 1.5 percentage point) with relation to the 1st quarter of 2022.

The highest percentage of employed persons in the 1st quarter of 2023 concerned persons, who, during a reference week worked in the main job 40 and more hours (78.3%, i.e. by 14.8 percentage points more than in the 4th quarter of 2022 and by 2.5 percentage points compared to 1st quarter of 2022). Among these persons more than half (58.5%) were men; urban residents also had a larger share (53.9%). A percentage of employed persons working part-time amounted to 7.2% for a group of persons who worked 30–39 hours during a week and 5.6% for group working from 20 to 29 hours. 3.3% of surveyed persons worked less than 20 hours per week.

**Chart 3. Employed persons in the age group 15–89 by selected occupational groups in the 1st quarter**



In the 1st quarter of 2023, the most persons worked in the profession from the group of craft and related trades workers (73 thousand) and they constituted 18.7% of the total number of employed persons. Among men, percentage for that occupational group amounted to 30.7% and was higher than in the 4th quarter of 2022 and 1st quarter of 2022 – 1.5 percentage point each. The group of plant and machine operators and assemblers also had a significant share in the male population – 17.5% (that percentage increased by 2.2 percentage points on a quarterly basis, however it decreased by 0.3 percentage points on an annual basis). Among women two occupational groups predominated: professionals (23.6% – decrease of 1.4 percentage point compared to the previous quarter and of 1.1 percentage point in relation to the 1st quarter of 2022), as well as services and sales workers (21.9% – increase by 1.4 percentage point on a quarterly basis and by 2.2 percentage points on an annual basis).

### Unemployed persons

In the 1st quarter of 2023, the population of unemployed persons aged 15–74 in Opolskie Voivodship was at the same level as in the previous quarter and it amounted to 13 thousand persons i.e. by 18.2% more in comparison with the 1st quarter of 2022 and by 59.4% less in relation to the corresponding quarter of 2015 (in the country – increase by 1.2% on a quarterly basis, on the other hand a decrease by 5.8% on an annual basis, and by 66.2% compared to the 1st quarter of 2015).

Unemployment rate in the 1st quarter of 2023 amounted to 3.2% and was by 0.1 percentage point lower than in the 4th quarter of 2022 and by 0.5 percentage point higher in relation to the 1st quarter of 2022. Compared to the 1st quarter of 2015 there was a decrease by 4.8 percentage points. In the country the unemployment rate was at the same level as in the previous quarter, i.e. 2.9% and was by 0.2 percentage point lower in comparison to the 1st quarter of 2022 and by 5.9 percentage points in relation to the 1st quarter of 2015.

An average time of job seeking in Opolskie Voivodship in the described period amounted to 7.2 month versus 7.0 month in the 4th quarter of 2022 and 5.9 month in the 1st quarter of 2022 (in the country – 8.1 versus 8.3 and 8.2).

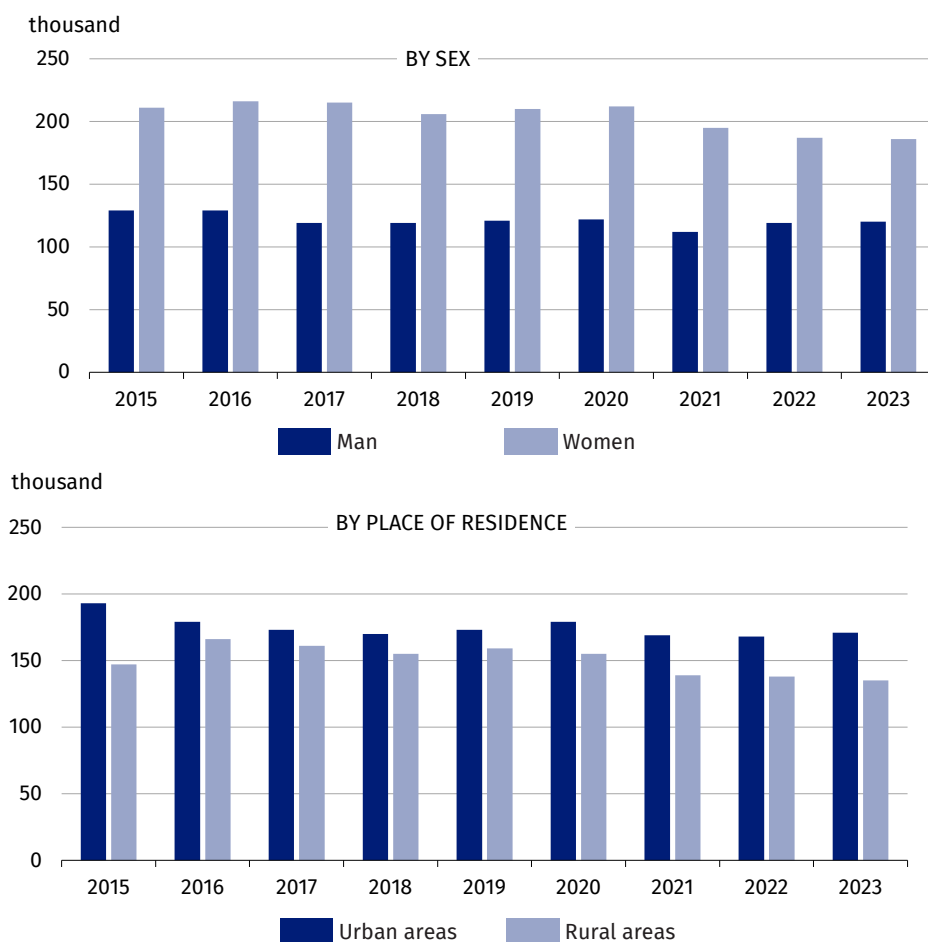
### Economically inactive persons

Population of economically inactive persons aged 15–89 in the 1st quarter of 2023 in Opolskie Voivodship amounted to 306 thousand i.e. 43.1% of the total population in the said age group (versus 41.6% in the country). Analyzed population decreased (by 1.9%) in comparison to the 4th quarter of 2022, however in relation to the 1st quarter of 2022 it was at the same level. Over against the corresponding period of 2015 there was a decrease in the number of economically inactive persons (by 10.0%).

Over a half of economically inactive persons were women – 60.8%, i.e. 186 thousand. Considering the place of residence, urban residents constituted for 55.9% of this group (i.e. 171 thousand persons).

Over a half of economically inactive persons were women

**Chart 4. Economically inactive persons in the age group 15–89 in the 1st quarter**



In comparison to the 4th quarter of 2022 the number of economically inactive persons decreased among men (by 4.8%) and among women it remained at the same level, however on an annual basis a decrease among women was observed (by 0.5%) and at the same time it increased among men (by 0.8%). Considering the place of residency, on a quarterly basis the number of discussed population decreased both among rural as well as urban residents (by

2.9% and 1.2%) and in relation to the 1st quarter of 2022 a decrease among rural residents was noted (by 2.2%) with an increase among urban residents (by 1.8%).

Out of the total number of the economically inactive in the voivodship, 84 thousand persons, i.e. 27.5% were in working age. Economically inactive persons mostly had and lower secondary, primary, incomplete primary or no school education (28.7%) as well as basic vocational or basic sectoral vocational education (26.7%).

The main reason for the inactivity of economically inactive people in the 15–74 age group (for this group the reason for inactivity was determined), amounting to 246 thousand, was retirement (56.5%). Among persons receiving retirement pension, 61.4% were women.

Education and training were the reasons for work inactivity and not seeking a job, in the 1st quarter of 2023, for 19.1% of economically inactive persons. Illness or disability as a reason for economic inactivity was reported by 9.8% persons while family and household responsibilities – 4.9% of persons from the said age group.

**Table 1. Economic activity of the population aged 15-89 in Opolskie Voivodship on the background of country**

SPECIFICATION	2015	2022		2023
		1st quarter	4th quarter	1st quarter
POLAND				
Economically active persons in thousands	16944	17250	17294	17357
Employed persons	15451	16714	16796	16852
Unemployed persons <sup>a</sup>	1493	536	499	505
Economically inactive persons in thousands	13855	12511	12426	12363
Activity rate in %	55.0	58.0	58.2	58.4
Employment rate in %	50.2	56.2	56.5	56.7
Unemployment rate in %	8.8	3.1	2.9	2.9
OPOLSKIE VOIVODSHIP				
Economically active persons in thousands	399	407	398	404
Employed persons	367	396	385	390
Unemployed persons <sup>a</sup>	32	11	13	13
Economically inactive persons in thousands	340	306	312	306
Activity rate in %	54.0	57.1	56.1	56.9
Employment rate %	49.7	55.5	54.2	54.9
Unemployment rate in %	8.0	2.7	3.3	3.2

a People aged 15-74.

**Table 2. Activity rate in the age group 15-89 by sex, place of residence and age groups**

SPECIFICATION	2015	2022		2023
		1st quarter	4th quarter	1st quarter
	in %			
<b>TOTAL</b>	<b>54.0</b>	<b>57.1</b>	<b>56.1</b>	<b>56.9</b>
Of which at working age <sup>a</sup>	.	81.0	80.9	81.9
Men	62.8	65.2	62.9	64.7
Women	46.2	49.6	49.7	49.7
Urban areas	53.6	56.4	54.7	55.2
Rural areas	54.5	57.9	57.6	58.8
By age:				
15-24 years	31.6	34.6	24.7	37.7
25-34	84.0	86.9	89.4	92.5
35-44	87.8	91.9	90.2	88.3
45-54	82.8	86.0	85.2	87.7
55-89 years	.	25.9	26.8	25.7

a Men aged 18-64; women aged 18-59.

**Table 3. Employment rate in the age group 15-89 by sex, place of residence and age groups**

SPECIFICATION	2015	2022		2023
		1st quarter	4th quarter	1st quarter
	in %			
<b>TOTAL</b>	<b>49.7</b>	<b>55.5</b>	<b>54.2</b>	<b>54.9</b>
Of which at working age <sup>a</sup>	.	79.0	78.1	79.1
Men	58.2	64.0	61.5	62.4
Women	41.8	48.0	47.6	48.1
Urban areas	49.0	54.3	52.6	53.1
Rural areas	50.2	57.0	56.1	57.0
By age:				
15-24 years	27.6	30.8	22.1	32.5
25-34	76.5	85.0	86.5	87.9
35-44	82.1	88.7	87.7	87.5
45-54	77.6	85.1	82.6	85.8
55-89 years	20.5	25.5	26.1	25.0

a Men aged 18-64; women aged 18-59.

Note. In the study, the sums of components may differ from the "total" value, which is the result of rounding made when generalising the survey results. Due to the representative survey method, caution is recommended in the use of data in those cases where more detailed divisions are used and there are low-order numbers (less than 20 thousand). Numbers which, after generalising the results from the sample, are below 10 thousand have been replaced with a dot ("."), which means that a specific value cannot be shown due to a random sample error.

Due to the fact that since 2021 the ZD questionnaire is directed towards persons aged 15-89, and not, as before, aged 15 and more, data covering working age population, economically active persons, or economically inactive persons also refer to this age group, unless otherwise stated. Population of unemployed persons concerns persons aged 15-74 years – as before.

When citing data from the Statistics Poland please provide the following information: "Statistics Poland's data". When publishing calculations made on data published by the Statistics Poland, please provide the following information: "Own study based on the Statistics Poland's data".



Prepared by:

**Statistical Office in Opole**  
**Acting director Renata Wasilewska**  
Phone: 77 453 14 52

Issued by:

**The Spokesperson of Statistical Office in Opole**  
**Monika Bartel**  
Phone: 77 423 09 75



[www.opole.stat.gov.pl](http://www.opole.stat.gov.pl)



[@Opole\\_STAT](https://twitter.com/Opole_STAT)



[@USOpole](https://www.facebook.com/USOpole)

### **Related information**

[Information of the Statistics Poland regarding the changes introduced from 2021 onwards into the BAEL](#)

[Information of Statistics Poland concerning the results of the Badanie Aktywności Ekonomicznej Ludności recalculated for the years 2010-2020. \(BAEL - the Polish equivalent of the European survey on the labour force - Labour Force Survey/LFS\)](#)

### **Data available in databases**

[Strateg](#) -> Statistics by theme -> Labour Market

[Local Data Bank](#) -> Labour Market

### **Terms used in official statistics**

[Economic activity by LFS](#)

[Activity rate by LFS](#)

[Employment rate by LFS](#)

[Unemployment rate by LFS](#)