

# Foreigners on the labour market in Opolskie Voivodship in 2021

31 March 2022


**122,4**

Dynamics of the number of work permits issued to foreigners in relation to 2020

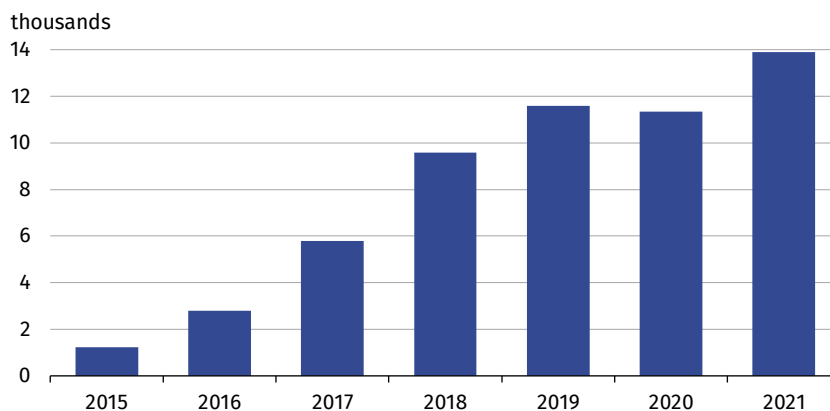
In Opolskie Voivodship, in 2021, 13.9 thousand work permits were issued to foreigners, i.e. by 22.4% more than in the previous year. Work permits were most frequently issued to citizens of Ukraine. There were 0.1 thousand foreigners registered in powiat labour offices of the voivodship, i.e. by 22.5% fewer than at the end of 2020

## Work permits for foreigners<sup>1</sup>

In 2021, voivode of Opolskie Voivodship issued 13.9 thousand work permits to foreigners, which constituted 2.8%, similarly as a year before and in 2015 – 1.9% of all permits issued in the country. The number of permits issued was higher by 22.4% than in the previous year, and in comparison with 2015 it increased more than 11 times. The vast majority of work permits issued concerned men (77.7%).

The number of work permits issued to foreigners in 2021 was higher by 22.4% than in the previous year

**Chart 1. Work permits for foreigners**



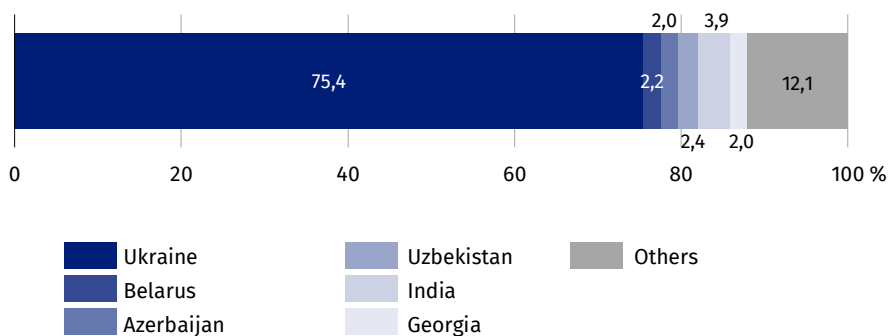
When analysing the structure of permits issued by the applicant's age, it can be observed, that in Opolskie Voivodship in 2021, the greatest number of foreigners who were granted a work permit was among people in the age group of 25–34 years (31.3%) and 35–44 years (28.7%), and the lowest among people over 64 years of age (0.2%) as well as in the age group of 60–64 years (1.5%). In case of male foreigners, the biggest share was in the age group of 25–34 (34.7%), while among women in the age group of 45–54 (28.6%).

In 2021, in Opolskie Voivodship, work permits were issued to citizens of 48 countries in total. They were most often awarded to citizens of Ukraine. In the analysed year, 75.4% foreigners who obtained work permits had a passport from that country. The percentage of work permits issued to citizens of other countries was significantly lower. In 2021, work permits were issued most often, excluding citizens of Ukraine, to residents of India – 3.9% of the total number of permits issued, Uzbekistan – 2.4% and Belarus – 2.2%.

Majority (75.4%) of work permits were granted to citizens of Ukraine

<sup>1</sup> Information was prepared on the basis of data from the Ministry of Family and Social Policy.

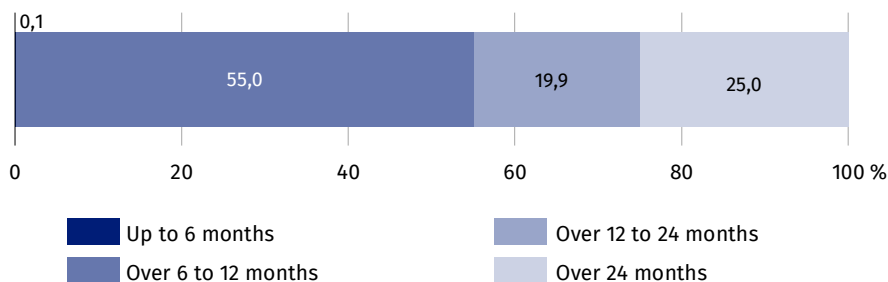
**Chart 2. Structure of work permits for foreigners by citizenship in 2021**



From the analysis of the structure of work permits by their period of validity, it can be deduced that in 2021, in Opolskie Voivodship the most common ones were issued for the period over 6 months up to 12 months (55.0% of the total number of permits). Permits with validity period over 24 months accounted for 25.0%, whereas work permits valid over 12 months up to 24 months made up 19.9% of their total number. Short-term work permits valid for up to 6 months accounted for 0.1% of their total number.

The majority of work permits for foreigners concerned employment under order agreements (58.6%). In this category, 63.6% of contracts were concluded for a period exceeding 6 months up to 12 months. The second most popular form of employment was a labour contract (40.6%). Among labour contracts, the largest number (43.2%) concerned contracts for a period of more than 6 months up to 12 months.

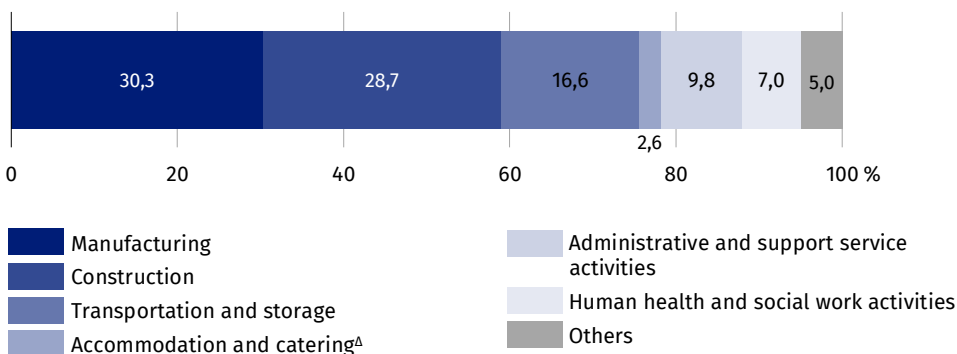
**Chart 3. Structure of work permits for foreigners by their validity period in 2021**



In 2021, the most work permits were issued to employers in the manufacturing section (2.6 thousand) which accounted for 30.3% of the total number of permits. A considerable percentage were permits issued to employers in the construction section (28.7% of the total number of permits) as well as transportation and storage (16.6%). Permits issued in these three sections jointly accounted for 75.6% of all issued work permits.

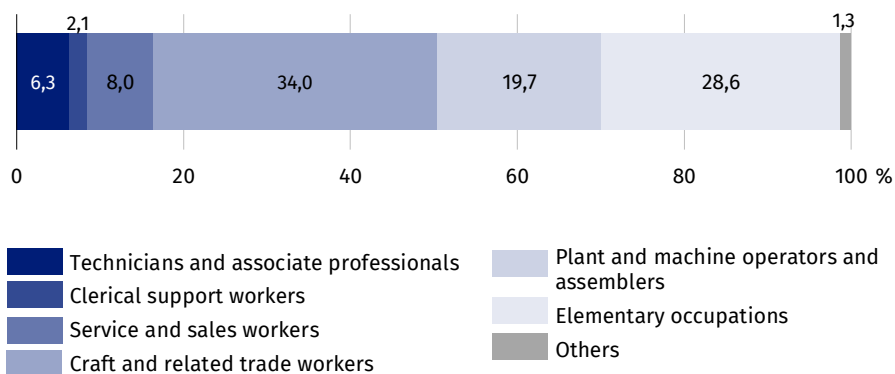
Work permits were most often granted in manufacturing

**Chart 4. Structure of work permits for foreigners by sections in 2021**



Taking into account the number of work permits issued according to major occupational groups of the Classification of Occupations and Specialisations, it can be concluded that in 2021, in Opolskie Voivodship the most numerous group were craft and related trades workers (34.0% of the total number of permits issued). A considerable share was also observed for elementary occupations (28.6%) followed by plant and machine operators and assemblers (19.7%).

**Chart 5. Structure of work permits for foreigners by major occupational groups in 2021**



### Registered unemployed foreigners<sup>2</sup>

At the end of December 2021, in powiat labour offices of Opolskie Voivodship, there were 0.1 thousand registered unemployed foreigners. Their number, in the total number of the registered unemployed accounted for 0.4%, similarly to the year before, and in 2015 – 0.2%. In comparison with 2020, the number of registered unemployed foreigners decreased by 22.5% and in relation to 2015, by 4.8%. Over a half (62.0%) of registered unemployed foreigners were women.

0.4% of the total number of registered unemployed persons were foreigners

\* \* \*

When citing data from the Statistics Poland please provide the following information: "Statistics Poland's data".  
When publishing calculations made on data published by the Statistics Poland, provide the following information:  
"Own study based on the Statistics Poland's data".

<sup>2</sup> Information was prepared on the basis of data from the Ministry of Family and Social Policy.

Prepared by:

**Statistical Office in Opole**  
**Director Janina Kuźmicka**  
Phone: 77 453 14 52

Issued by:

**The Spokesperson of Statistical Office in Opole**  
**Monika Bartel**  
Phone: 77 423 09 75



[opole.stat.gov.pl/en/](https://opole.stat.gov.pl/en/)



[@GUS\\_STAT](https://twitter.com/GUS_STAT)

### **Terms used in official statistics**

[Work permit for a foreigner](#)

[Foreigners](#)

[Citizenship](#)