Registered unemployment in Opolskie Voivodship in 2024

5 March 2025

1.5%

Decrease in the number of the registered unemployed persons in relation to December 2023

In Opolskie Voivodship, at the end of 2024 there was a lower number of registered unemployed persons than in the previous year. Registered unemployment rate remained at the level of December 2023. The balance of the unemployed was favourable, which means that during the year more persons were deregistered from the register than were registered.

Total registered unemployed persons

At the end of December 2024, there were 20.0 thousand registered unemployed persons in the powiat labour offices, who accounted for 2.5% of the total number of the unemployed in the country. The number of unemployed persons compared to the previous year decreased by 1.5% and by 44.8% in relation to December 2015 (in the country: by 0.3% and by 49.7%, respectively).

At the end of December 2024, the most registered unemployed persons were in Nyski Powiat (2.7 thousand) followed by powiats: Brzeski (2.3 thousand), the city of Opole (2.2 thousand) and Kędzierzyńsko-Kozielski (2.0 thousand). These powiats comprised close to a half (46.1%) of registered unemployed persons in the voivodship. Over the year, a drop in the number of registered unemployed persons was recorded in six powiats, from 13.6% in Kędzierzyńsko--Kozielski Powiat to 1.2% in Namysłowski Powiat. In the remaining powiats, an increase in the number of the registered unemployed occurred, of which the highest in Strzelecki Powiat (of 15.0%).

Registered unemployement rate

In Opolskie Voivodship, registered unemployment rate in the months from January to August 2024 was lower than in the previous year. In September, it remained at the same level, while in the months October-November a higher level was recorded than in the corresponding months of 2023. At the end of 2024, a registered unemployment rate, similarly as in the country, was at the level of December of the previous year and amounted to: 5.9% and 5.1%, respectively. In terms of unemployment rate, Opolskie Voivodship was ranked 8th in the country. The highest position was held by Wielkopolskie Voivodship with unemployment rate equal to 3.0%.

The unemployment rate at the end of 2024 was at the level of December of the last year.

Chart 1. **Registered unemployment rate by months**
As of the end of the month

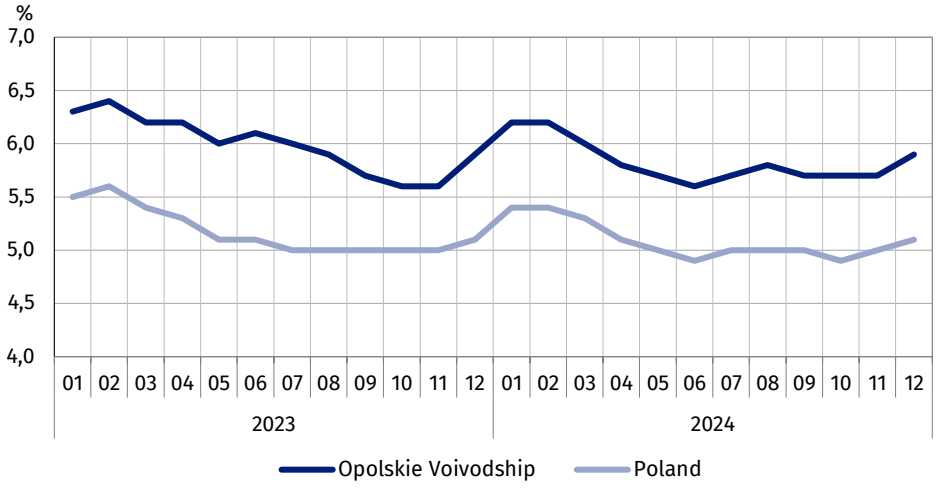

In 2024, the unemployment rate continued to vary widely across particular powiats. The spread of the unemployment rate at the end of December 2024 amounted to 7.5 percentage points and on annual basis it increased by 0.1 percentage point. Powiats with the highest unemployment rate were: Głubczycki (10.4%), Prudnicki (9.6%) and Namysłowski (9.0%). The lower unemployment rate than the average in the voivodship was observed in city of Opole (2.9%) as well as in powiats : Krapkowicki and Oleski (4.7% each), Strzelecki (5.1%) and Opolski (5.7%).

A decrease in the unemployment rate, on a yearly basis, was recorded in six powiats: Kędzierzyńsko-Kozielski (of 0.9 percentage point), Krapkowicki (of 0.4 percentage point), Kluczborski (of 0.2 percentage point) as well as Brzeski, Namysłowski and Nyski (0.1 percentage point each). An increase occurred in four powiats: Strzelecki (of 0.7 percentage point), Prudnicki (of 0.4 percentage point), Oleski (of 0.2 percentage point) as well as Głubczycki (of 0.1 percentage point). In Opolski Powiat and in the city of Opole registered unemployment rate was at the level of December 2023.

Map 1. **Registered unemployment rate in 2024**
As of December 31

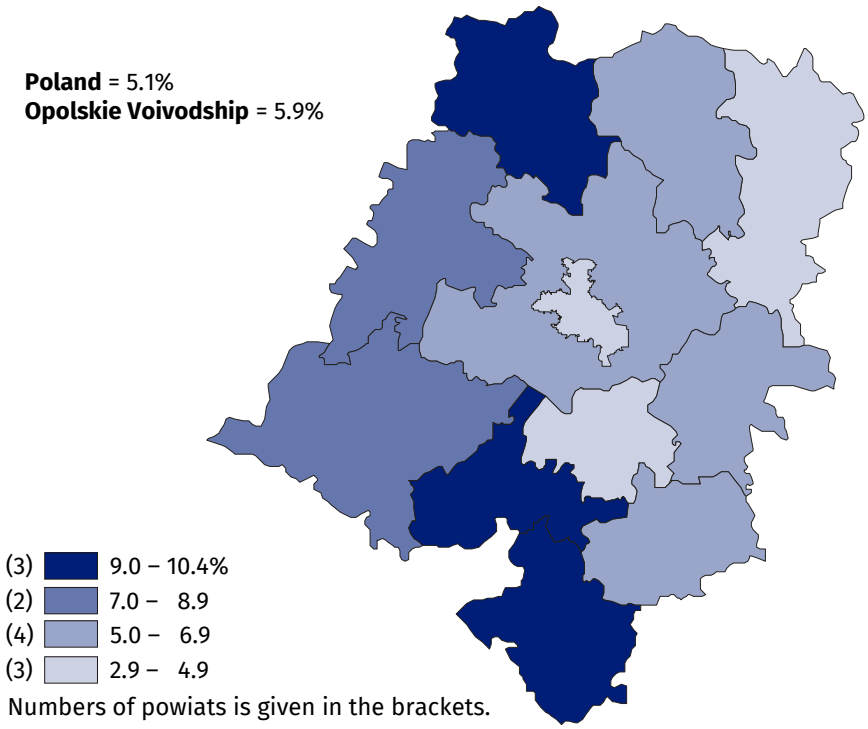

Numbers of powiats is given in the brackets.

Unemployment turnover

Balance of the unemployed in 2024 was favourable

In Opolskie Voivodship in 2024, the balance of unemployed persons was beneficial, i.e. during the year, more by 0.3 thousand persons were removed from the register than were registered. In 2024, in powiat labour offices of Opolskie Voivodship, 31.6 thousand persons were registered and simultaneously 32.0 thousand persons were deregistered from the register. The number of persons who obtained the status of the unemployed decreased by 0.8% compared to 2023, while by 52.4% in relation to 2015. The number of the deregistered unemployed also decreased compared to both 2023 and 2015, i.e. by 0.5% and 56.0%, respectively.

Chart 2. Unemployed persons newly registered and deregistered

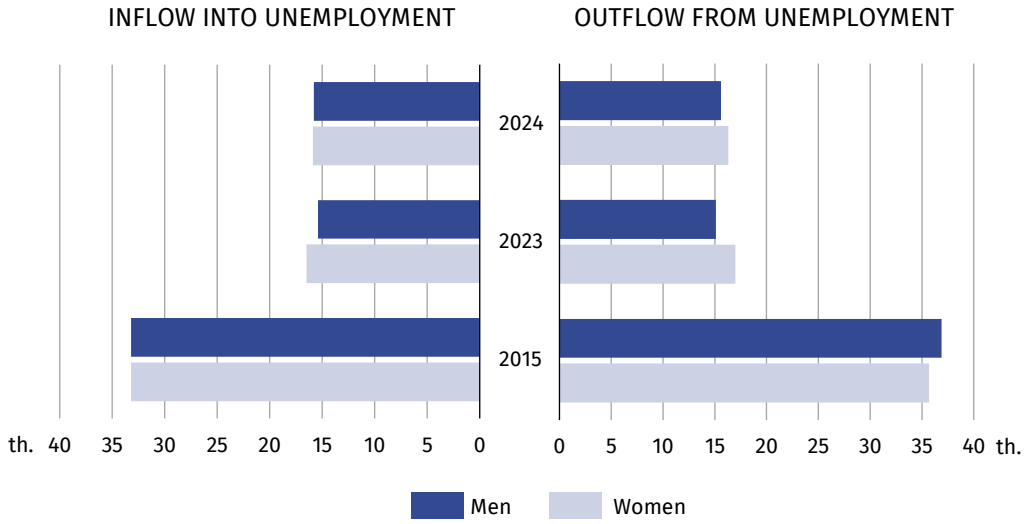

Among newly registered unemployed in 2024, women accounted for 50.1% and their share decreased by 1.6 percentage point in relation to 2023. Majority, i.e. 78.2% of the newly registered unemployed were re-entrants. Their number, compared to 2023, decreased by 1.4. A vast group among newly registered unemployed were persons previously employed – 91.2% (in 2023 – 90.4%).

In 2024, women accounted for 51.0% of the registered unemployed (the year before – 52.9%). Still, the main reason for the loss of the unemployed status was taking up a job, which concerned 58.6% (in 2023 – 59.4%) of the total number of the deregistered unemployed. In 2024, 18.7 thousand persons i.e. fewer (by 1.8%) than in the previous year found employment. The second most frequent reason was lack of confirmation of the availability to work. For this reason 4.2 thousand persons were removed from the register, which accounted for 13.1% (in 2023 – 14.3%) of the total number of the deregistered. As a result of starting a traineeship in 2024, 2.5 thousand unemployed persons were deregistered, while 1.6 thousand persons voluntarily resigned from their unemployed status (in 2023: 2.0 thousand and 1.7 thousand, respectively).

The number of newly registered and the deregistered from the registers of powiat labour offices varied between months. The most new registrations of the unemployed in 2024 took place in January (3.2 thousand) and the least in May (2.1 thousand). On the other hand, the most unemployed persons were deregistered in September (3.2 thousand) and the least in December (2.0 thousand).

In 2024, the labour market turnover index was lower than in previous year

The labour market turnover index, which expresses as a percentage of the ratio of the number of unemployed persons, taking up work in a given reporting period, to the number of newly registered unemployed, was as the level of 59.2% in 2024, versus 59.8% in 2023 and 55.9% in 2015. This ratio achieved the highest value in Krapkowicki Powiat (69.9%), while the lowest in Głubczycki (52.2%). Compared to 2023, the labour market turnover index decreased

in overwhelming number of powiats, the most by 5.4 percentage points in Strzelecki Powiat. Growth of the said indicator was recorded in four powiats, and the largest (of 3.6 percentage points) in Kędzierzyńsko-Kozielski Powiat.

Demographic and social characteristics of unemployed persons

More than a half of the registered unemployed were women

Similarly to the previous years, women still predominated among the unemployed, who at the end of 2024 accounted for 53.3% (in the country – 51.6%). The share of women in the total number of the unemployed decreased in comparison with 2023 and 2015, by 1.4 percentage point and by 1.3 percentage point, respectively. At the end of 2024, per 100 unemployed men, there were 114 unemployed women (the year before – 121, in 2015 – 120).

Chart 3. Registered unemployed persons by sex
As of 31 December

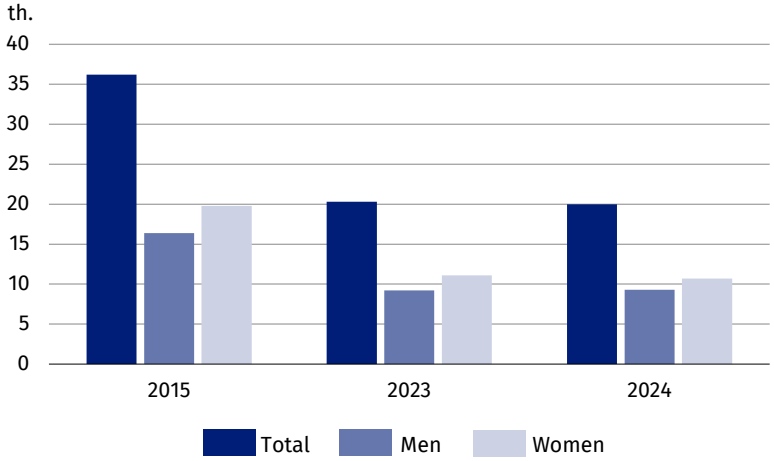

Persons in the age group of 35-44 years were in the most difficult situation on the labour market

Persons in the age group 35–44 years found themselves in the worst situation on the labour market in Opolskie Voivodship. Their number at the end of 2024 was at the level of 5.0 thousand, which accounted for 24.8% (the year before 24.7%, while in 2015 – 19.6%) of the total unemployed. The number of the unemployed in the analysed age group decreased by 1.1% compared to 2023 and by 30.0% in relation to 2015. The least numerous unemployed group were persons in the age group 18–24 years. Their number, at the end of 2024 amounted to 2.2 thousand, i.e. fewer by 6.9% than in the previous year and by 55.9% compared to December 2015.

Chart 4. Registered unemployed persons by sex and age
As of 31 December

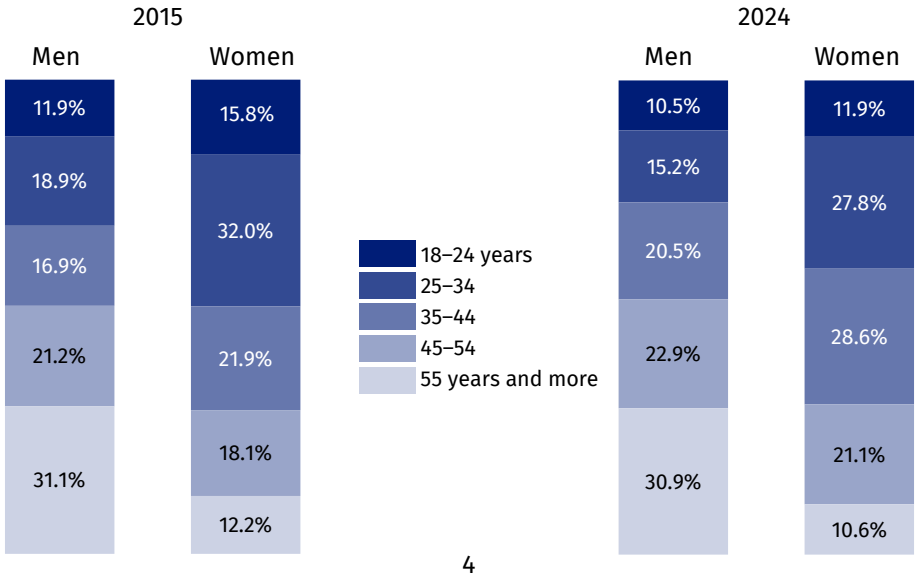

Among unemployed men, persons aged 45 years and more accounted for 53.8%, while a corresponding percentage for women amounted to 31.8% (the year before – 29.5%).

Most of the unemployed registered in powiat labour offices at the end of 2023 were persons with a relatively low education level. The most numerous group among the unemployed included persons with lower secondary, primary and incomplete primary as well as basic vocational/sectoral education. Their number at the end of 2024 was at the level of 11.0 thousand, which accounted for 55.1% of the total number of the unemployed (in 2023 – 56.6%, while in 2015 – 59.5%). The number of the unemployed persons with analysed education decreased by 4.2% in relation to 2023 and by 48.8% versus 2015. The lowest number of the unemployed persons concerned those with general secondary education. At the end of 2024 their number amounted to 2.3 thousand and was lower by 1.0% on annual basis and by 34.0% compared to 2015. The unemployed with general secondary education constituted, as in the year before, 11.4% of the total number of the unemployed (in 2015 – 9.6%).

The most numerous group among the registered unemployed were persons with lower secondary, primary and incomplete primary education as well as basic vocational or basic sectoral/vocational

Among unemployed women, persons with tertiary, vocational secondary (including post--secondary) and general secondary education accounted for 54.5% (the year before 53.0%). The corresponding percentage for men was 34.0% (in 2023 – 31.8%).

Chart 5. Registered unemployed persons by sex and level of education
As of 31 December

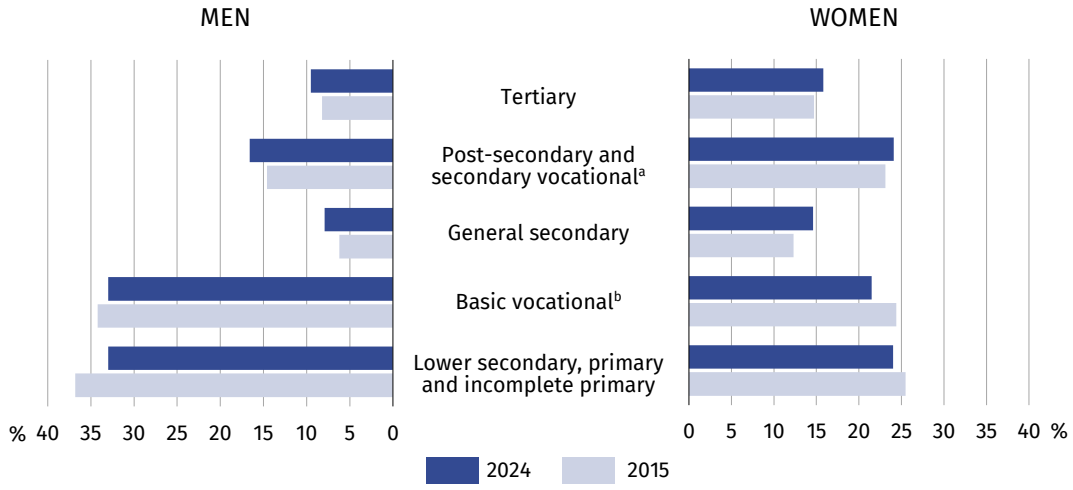

a,b In 2024 sectoral education included : a – stage II, b – stage I.

At the end of December 2024, among registered unemployed persons in Opolskie Voivodship's powiat labour offices, persons who were previously employed were predominant. Their share was at the level of 90.8%. The number of unemployed persons previously employed was 18.2 thousand and was lower by 0.9% than in the previous year and by 43.2% in comparison with the end of December 2015.

Most of the registered unemployed were persons previously in employment

In terms of work seniority, the most numerous group of the unemployed were persons with work seniority ranging from 1 to 5 years – 5.2 thousand persons, i.e. 26.0% of the total number of the unemployed. Over a half (59.2%) of these persons were women. The number of the unemployed with discussed work seniority decreased by 3.3% on annual basis and by 38.9% in relation to the end of December 2015. Still, the least numerous group of the unemployed were persons, who had a work seniority of more than 30 years and their share amounted to 4.1%. The number of these persons by 9.3% on an annual basis however decreased by 59.2% in relation to 2015.

The percentage of persons with no work seniority at the end of 2024 amounted to 9.2%, in the previous year – 9.7% while in 2015 – 11.7%. The number of the unemployed without work seniority decreased by 7.3% compared to the end and by 56.7% in relation to the end of December 2015.

Chart 6. Registered unemployed persons by work seniority
As of December 31

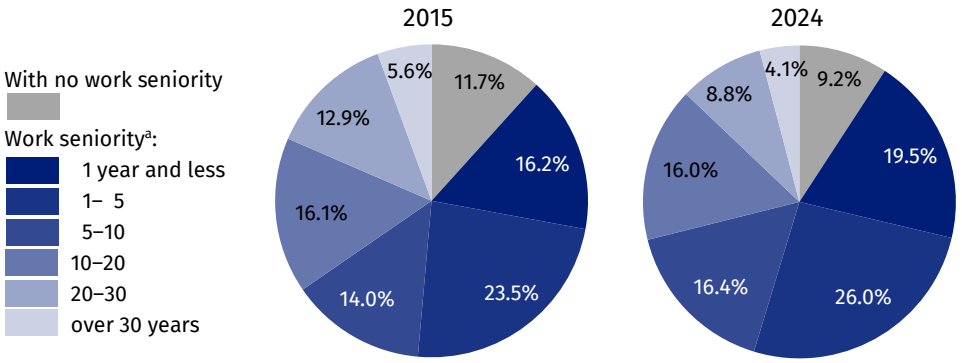

a The class intervals were shifted upward, i.e. the class 1–5 includes persons who worked 1 year and 1 day to full 5 years.

At the end of 2024, the number of persons seeking employment for over 12 months amounted to 7.9 thousand and was lower by 0.3% than in the previous year and by 36.5% than in 2015. The share of analysed group among the total number of the unemployed, on annual basis, increased by 0.5 percentage point and at the end of 2024 amounted to 39.5%. Still, over a half (58.4%) in this group of the unemployed were women.

Over 1/3 of the registered unemployed were persons unemployed for more than 12 months

Chart 7. Registered unemployed persons by duration of unemployment[a]
As of December 31

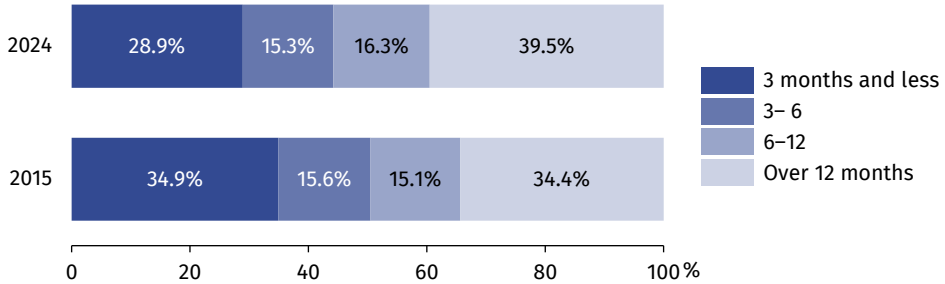

a From the date of registering in a labour office, the class intervals were shifted upward, e.g. the class 3–6 months includes persons remaining unemployed from 3 months and 1-day to full 6 months.

In Opolskie Voivodship, majority of unemployed persons did not have rights to unemployment benefit and at the end of December 2024 there were 17.0 thousand of them, i.e. fewer by 3.4% than in 2023 and by 46.0% in relation to 2015. At the end of 2024, the share of persons who were not entitled to unemployment benefit amounted to 84.8% and was lower by 1.7 percentage point than in the previous year and by 2.0 percentage points than at the end of December 2015. At the end of 2024, per every 100 persons registered in Opolskie Voivodship's powiat labour offices, 15 unemployed persons received an unemployment benefit (the year before – 14, while in 2015 – 13).

Most of the registered unemployed were not entitled to unemployment benefit

More than a half (53.1%) of the unemployed with no entitlement to benefit were women. Among the total number of the unemployed without a right for benefit, 59.0% were long-term unemployed, 29.3% - unemployed over 50 years of age and 22.4% – persons up to 30 years of age.

At the end of 2024 the number of the unemployed persons living in rural areas amounted to 8.9 thousand, i.e. 44.7% of the total number of the registered unemployed in the voivodship. The number of unemployed persons living in rural areas decreased by 2.5% on annual basis and by 46.9% in relation to 2015. During the January-December 2024 period, 13.6 thousand unemployed persons living in rural areas had been registered, i.e. 42.9% of the total number of persons registered during the year (in 2023 – 42.8%). In this period, 13.8 thousand unemployed rural inhabitants were deregistered from powiat labour offices, which accounted for 43.1% (in 2023 – 42.6%) of the total number of persons deregistered in the voivodship. Due to taking up work, 8.2 thousand unemployed persons living in rural areas were deregistered, i.e. 43.6% of the total number of the deregistered due to that reason in the voivodship.

Unemployed persons with a specific situation on the labour markets

Long-term unemployed persons accounted for more than a half of the registered unemployed

Among the registered unemployed, categories of persons with a specific situation on the labour market were distinguished. These include, among others, the long-term unemployed, who at the end of 2024 accounted for 50.2% of the total number of the unemployed (in 2023 – 50.3%). At the end of 2024 there were 10.0 thousand long-term unemployed and their number, on annual basis, decreased by 0.2 thousand persons, i.e. by 1.6%. The group that is in particularly difficult situation on the labour market also includes the unemployed persons over 50 years of age. At the end of 2024 there were 6.1 thousand of them and they accounted for 30.6% of the total number of the unemployed. Compared to the previous year, the number of unemployed persons over 50 years of age increased by 0.1 thousand, i.e. by 1.1%. The analysed group of the unemployed also includes persons up to 30 years of age. The number of these persons at the end of 2024 amounted to 4.3 thousand, i.e. by 6.6% fewer than in the previous year.

Chart 8. The share of unemployed persons with a specific situation on the labour market
As of December 31

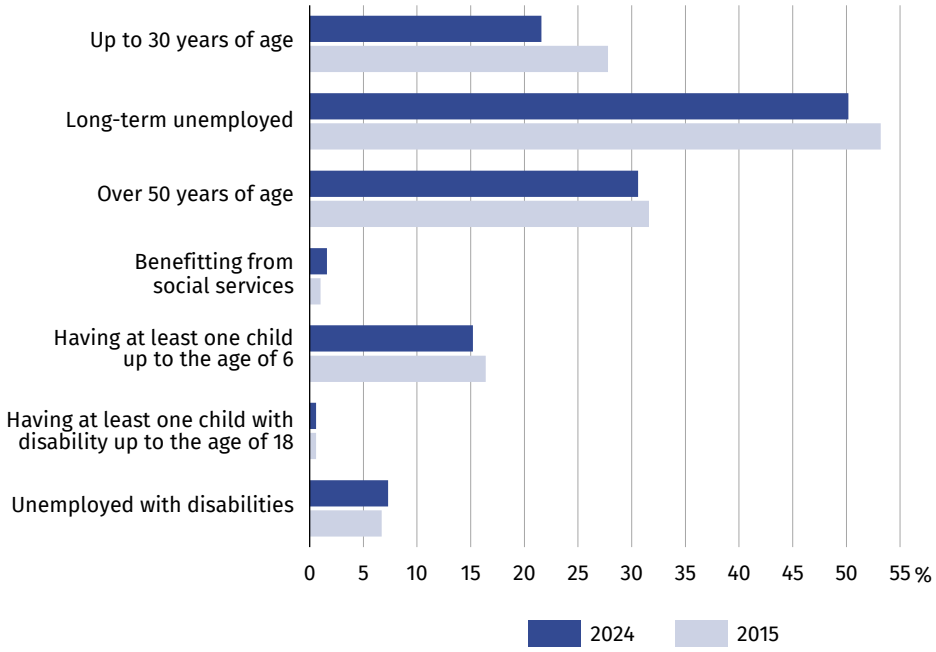

Job offers

In 2024, 22.0 thousand job offers were submitted to powiat's labour offices, i.e. by 7.9% more than in the previous year and by 49.1% fewer compared to 2015. Majority (78.5%) of offers came from private sector employees. Among all the offers, 12.7% (in 2023 – 10.8%) concerned traineeship and 5.2% (as in the previous year) social utility works. For persons with disabilities, 2.5% of job offers were intended (in 2023 – 3.9%).

Powiat's labour offices had more job offers than a year before

Chart 9. Job offers and registered unemployed persons per one job offer in 2024

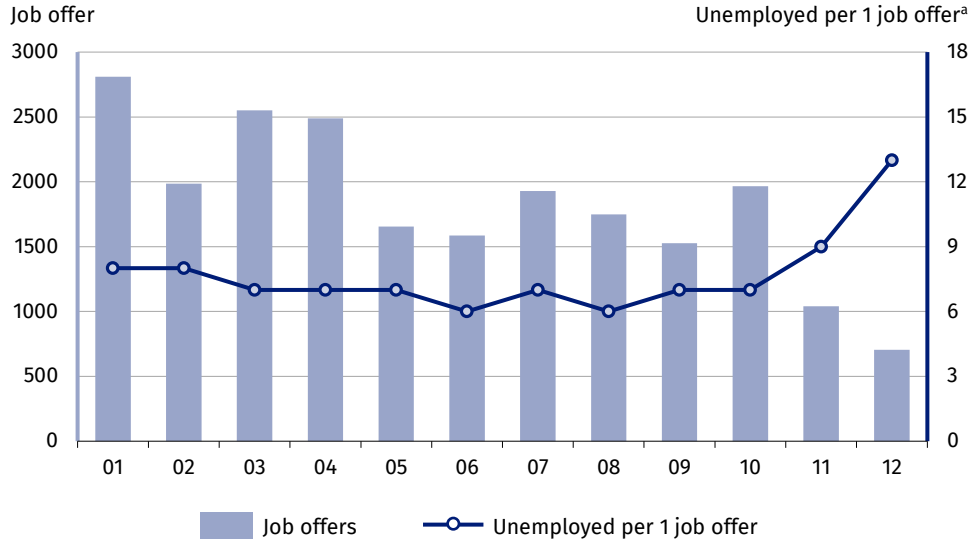

a As of the end of the month.

The highest number of job offers were submitted in the city of Opole (6.9 thousand) as well as in Kędzierzyńsko-Kozielski Powiat (2.8 thousand) and Strzelecki Powiat (2.6 thousand), while the least in powiats: Oleski, Prudnicki and Głubczycki (0.6 thousand each).

At the end of December 2024, 1.5 thousand jobs were vacant, which means that per one not taken job offer there were 13 unemployed persons compared to 15 in 2023 and 22 in 2015.

Labour Fund expenses

The basic instrument of economic mitigation of the effects of unemployment is the Labour Fund from which PLN 206.3 million was spent in 2024, i.e. more by 34.3% than in 2023 and by 15.0% compared to 2015. The most resources from the Labour Fund in the voivodship were spent on active forms of combatting unemployment (62.6%) as well as benefits for the unemployed (29.6%), on which PLN 129.2 million and PLN 61.0 million, respectively, were allocated.

Most of the means from the Labour Fund were allocated on the implementation of labour markets programmes combatting unemployment

* * *

In case of quoting Statistics Poland data, please provide information: "Source of data: Statistics Poland" and in case of publishing calculations made on data published by Statistics Poland, please include the information: "Own study based of figures of Statistics Poland".

Prepared by:
Statistical Office in Opole

Acting Director Renata Wasilewska
Phone: 77 453 14 52

Issued by:
Opolski Centre for Regional Surveys

Hanna Sterniuk-Mościcka
Phone: 514 901 001
e-mail: H.Sterniuk-Moscicka@stat.gov.pl

Media management:
Monika Bartel
Phone: 77 423 09 75
e-mail: M.Bartel@stat.gov.pl

opole.stat.gov.pl/en/

@StatPoland

Related information

Registered unemployment in Opolskie Voivodship in 2023

Labour market in Opolskie Voivodship in the years 2015–2023

Methodological report. Statistics on labour market, wages and salaries

Data available in databases

Local Data Bank – Labour market

Strateg – Statistics by theme – Labour market

Terms used in official statistics

Inflow to unemployment in reporting period

Outflow from unemployment in reporting period

Registered unemployed persons

The long term unemployed

Job offer

Registered unemployment rate