

Disabled persons on the labour market of Opolskie Voivodship in 2021

30 March 2022

↓ 93,6

Dynamics of the number of employed disabled persons in relation to the 4th quarter of 2010

The number of employed disabled persons in Opolskie Voivodship at the end of 4th quarter of 2021 amounted to 6.5 thousand and in annual terms it increased by 3.6%, and in relation to the corresponding period of 2010 – decreased by 6.4%. At the end of December 2021, in Opolskie Voivodship, 1.8 thousand disabled persons had the status of an unemployed person, i.e. by 11.7% more than in December 2020 and by 28.0% fewer compared to December 2010.

Employed disabled persons

In Opolskie Voivodship, the number of employed disabled persons at the end of 4th quarter of 2021 amounted to 6.5 thousand persons. Their number increased by 3.6%, compared to the corresponding period of 2020, while decreased – by 6.4% with reference to 4th quarter of 2010. Among the total number of the employed in Opolskie Voivodship, the percentage of employed disabled persons at the end of 4th quarter of 2021 amounted to 2.6% - i.e. just as a year before and in relation to 4th quarter of 2010 was lower by 0.4 percentage point.

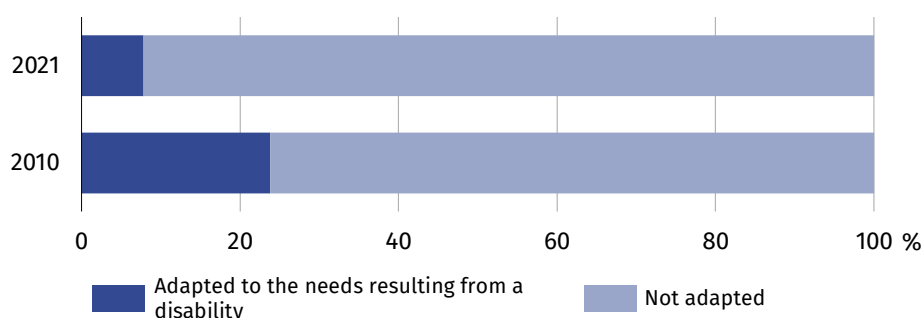
At the end of 4th quarter of 2021, on average, every 38th employed person was disabled

Table 1. Employed disabled persons
as of the end of 4th quarter

Specification	2010	2020	2021	
	in absolute numbers		2010=100	2020=100
TOTAL	6935	6267	6491	103,6
Of which in private sector	5634	4410	4637	105,1

As in previous years, the vast majority of employed disabled persons found employment in the private sector. At the end of 4th quarter of 2021, 71.4% of disabled persons worked in the said sector. This share, in relation to the corresponding period of 2020, increased by 1.0 percentage point, while compared to 4th quarter of 2010 – it decreased by 9.8 percentage points.

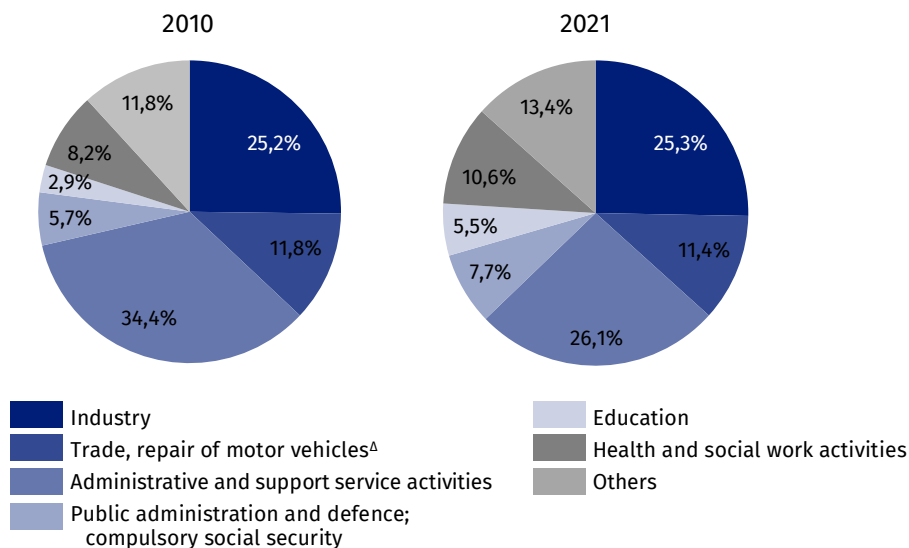
Chart 1. Structure of employed disabled persons by the nature of the workstation
as of the end of 4th quarter



At the end of 4th quarter of 2021, on average, every thirteenth working person with a disability in Opolskie Voivodship was employed at workstation specially adapted to the needs resulting from his or her disability, while in 4th quarter of 2020 every fifth, and in the 4th quarter of 2010 – every fourth.

In 2021, among the total of employed disabled persons in Opolskie Voivodship, the most found employment in industry. Their share at the end of 4th quarter of 2021 was by 5.2 percentage points lower than in the corresponding period of 2020 and by 0.1 percentage point higher than in 4th quarter of 2010.

Chart 2. Structure of employed disabled persons by section
as of the end of 4th quarter



The lowest number of employed disabled persons, both at the end of the 4th quarter of 2021 and the corresponding periods of 2020 and 2010, was recorded in units included in the information and communication section. The share of employed disabled persons in this section did not exceed 1.0% in the voivodship.

At the end of the 4th quarter of 2021, in Opolskie Voivodship, 0.8 thousand employers expressed willingness to increase the employment of disabled persons. On an annual basis, this interest increased by 79.6% and in reference to the 4th quarter of 2010 by 57.2%. Most often, private sector entities conducting industrial activity reported the possibility of increasing employment of disabled persons.

Unemployed disabled persons

In Opolskie Voivodship, at the end of December 2021, there were 1.8 thousand disabled persons registered in powiat labour offices. In relation to the corresponding period of 2020, their number increased by 11.7%, whereas decreased – by 28.0% in comparison with 2010. Among the total number of the registered unemployed in the voivodship, the percentage of disabled persons, at the end of December 2021, amounted to 8.3% and was higher than a year before by 1.9 percentage point, and by 3.2 percentage points higher than in 2010.

The number of disabled persons with the status of the unemployed, in relation to 2010, decreased by 28.0% in Opolskie Voivodship

Table 2. Unemployed disabled persons
as of 31 December

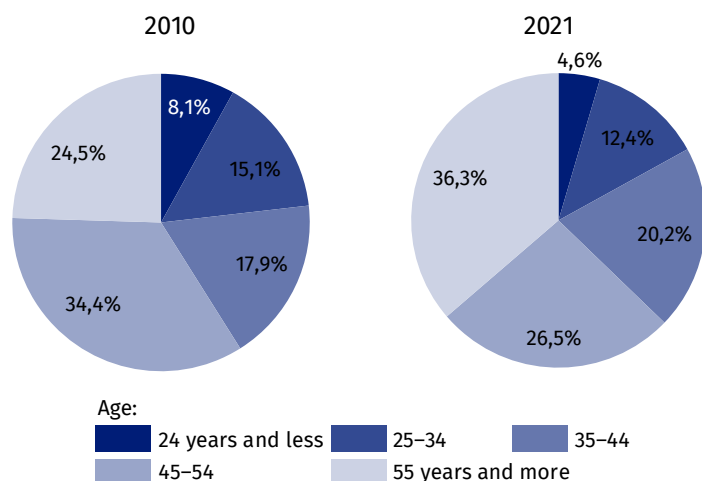
Specification	2010	2020	2021		
	in absolute numbers			2010=100	2019=100
TOTAL	2472	1592	1779	72,0	111,7
men	1300	889	976	75,1	109,8
women	1172	703	803	68,5	114,2

In the structure of unemployed disabled persons by sex in 2021, no significant changes were recorded compared to previous years. Still disabled men made up for more than a half of the unemployed in the voivodship. At the end of December 2021, their share was 54.9% and on a yearly basis, it decreased by 0.9 percentage point, while in relation to December 2010 it increased by 2.3 percentage points. At the end of 2021, there were 122 unemployed men per 100 unemployed women (in the previous year – 126, and in 2010 – 111).

The chance for a change of status on the labour market by unemployed disabled persons is determined by, inter alia, such demographic and social characteristics as: age, educational level, work seniority and duration of unemployment.

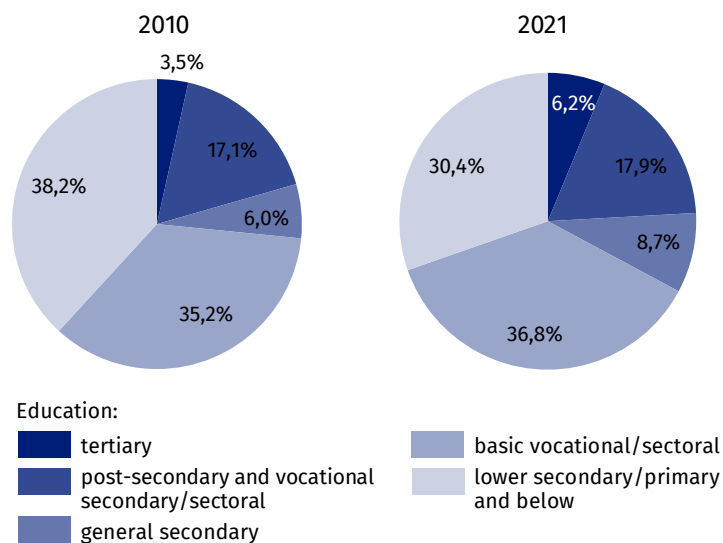
In Opolskie Voivodship's total number of the unemployed with disabilities, the most numerous group were persons aged 55 years and more. Their share, at the end of 2021 amounted to 36.3% and decreased by 0.8 percentage point per year, while it increased by 11.8 percentage points in comparison with 2010. Unemployment was the least frequent for disabled persons up to the age of 25. The percentage of this group of the unemployed, at the end of 2021, was 4.6% in the voivodship, i.e. as in the previous year, and compared to 2010 it decreased by 3.5 percentage points.

Chart 3. Structure of unemployed disabled persons by age groups
as of 31 December



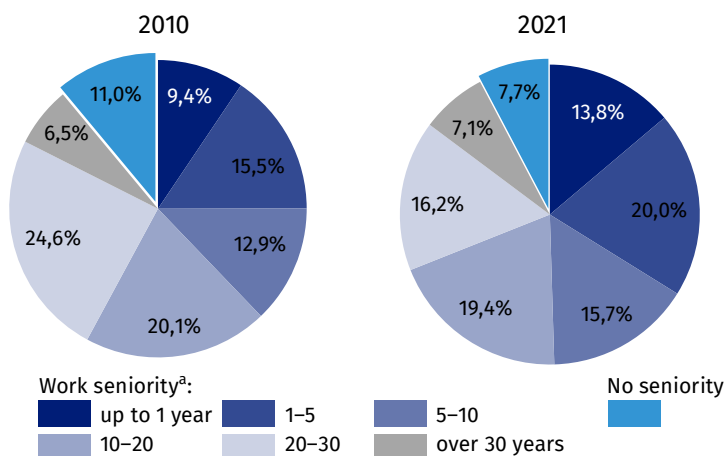
As in previous years, the most difficult situation concerned persons with the lowest levels of education. At the end of 2021, out of the total number of registered disabled persons in the voivodship, the majority, i.e. 67.2% had basic vocational/sectoral, lower secondary, primary and incomplete primary education, however on the positive side, there's a progressive decline of the percentage in question (in relation to 2010 a decrease of 6.2 percentage points). The least threatened with unemployment were disabled persons with tertiary education. At the end of 2021 percentage of disabled persons with discussed educational level amounted in the voivodship to 6.2%, compared to 6.1% the year before and 3.5% at the end of 2010.

Chart 4. Structure of unemployed disabled persons by the level of education
as of 31 December



The analysis of the structure of unemployed disabled persons in terms of their work experience has shown that in 2021, in Opolskie Voivodship, the most numerous group was composed of persons with 1–5 years' work seniority (20.0% of the total number of registered disabled persons). The percentage of the disabled with the discussed work seniority increased annually in the voivodship by 0.2 percentage points, and by 4.5 percentage points in relation to 2010. In contrast, persons with the longest work seniority (over 30 years) were in the most advantageous situation. At the end of 2021 they constituted 7.1% of the total number of registered disabled persons in the voivodship, a year earlier – 7.5% and in 2010 – 6.5%. The share of the disabled, who did not have any work seniority at the end of 2021 amounted to 7.7% in the voivodship and was by 0.5 percentage point higher than in 2020, while by 3.3 percentage points lower in relation to 2010.

Chart 5. Structure of unemployed disabled persons by work seniority
as of 31 December

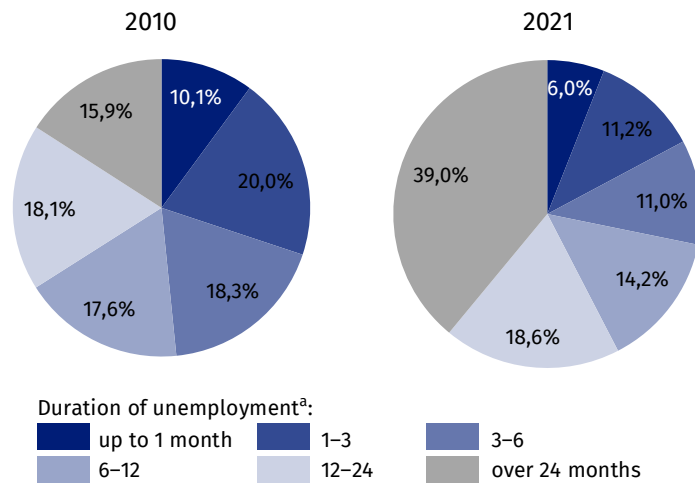


^a Intervals were shifted upward, e.g. interval 1-5 includes persons working from 1 year and 1 day up to full 5 years.

Given the duration of unemployment, it was observed, that in 2021, similarly to previous years, the majority was made up by disabled persons looking for a job over 12 months. At the end of 2021 in Opolskie Voivodship, the share of this group of disabled unemployed persons amounted to 57.6% and per year increased by 3.7 percentage points, and in comparison with 2010 by 23.6 percentage points. On the other hand, the least threatened by

the phenomenon of unemployment were persons who remained unemployed up to 1 month, and their percentage, at the end of 2021 was 6.0%, the year earlier – 6,2% and by the end of 2010 – 10,1%.

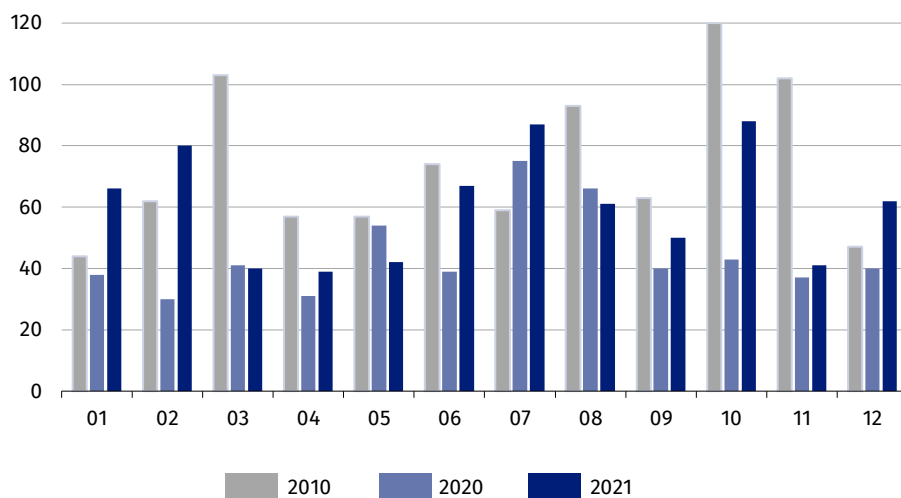
Chart 6. Structure of unemployed disabled persons by duration of unemployment
as of 31 December



^a Since registration in labour office, intervals were shifted upward, e.g. interval 3-6 includes persons, who remained unemployed for 3 months and 1 day to 6 full months included.

In the period January–December 2021, a total of 0.7 thousand job offers were submitted to powiat labour offices in Opolskie Voivodship addressed to disabled persons (i.e. 2.0% of all job offers submitted for the unemployed). Their number increased, in relation to 2020, by 35.4% and compared to 2010, decreased by 17.9%. Among all job offers dedicated to disabled persons in 2021 (similarly to 2020 and 2010), majority of offers came from private sector entities, and, on average, one in three job offers concerned seasonal work (in 2020 and 2010 – one in four).

Chart 7. Job offers for disabled persons
during the period



At the end of December 2021, per 1 job offer, there were 19 unemployed disabled persons, the year earlier – 33, while in 2010 – 71.

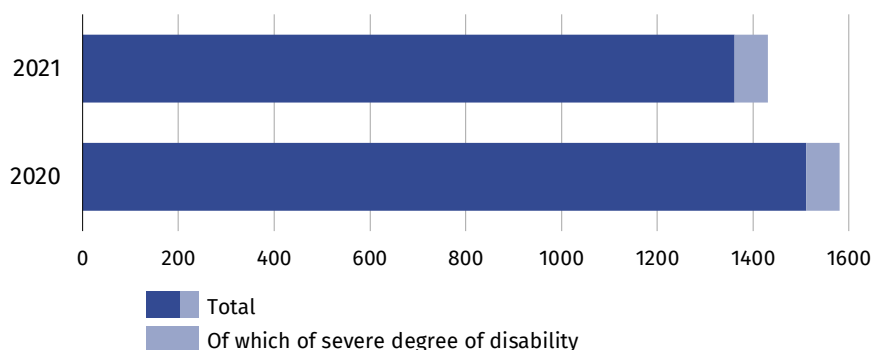
Disabled persons employed in sheltered workshops

At the end of June 2021, there were 13 sheltered workshops operating in Opolskie Voivodship employing a total of 1.4 thousand disabled persons, which accounted for 67.1% of the total number of employed persons in this type of units (the year earlier – 67.5%). On an annual scale, the number of disabled persons employed in them decreased by 12.3%.

As in the previous year, the vast majority of employed persons with disabilities had a moderate degree of disability. In relation to June 2020, the share of this group of disabled persons in the voivodship increased by 0.8 percentage point.

Opolskie Voivodship's sheltered workshops recorded a year-on-year decline in the number of employed disabled persons

Chart 8. Disabled persons employed in sheltered workshops as of 30 June

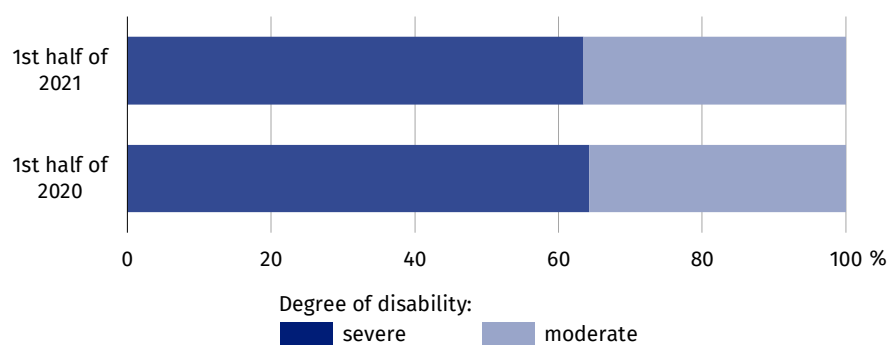


Disabled persons employed in vocational development centres

At the end of June 2021 in Opolskie Voivodship, there were 5 vocational development centres, which employed 0.2 thousand persons with disabilities. The disabled accounted for 80.5% of the total number of employed persons in the discussed type of establishments in the voivodship, and in relation to the corresponding period of 2020, their share decreased by 0.1 percentage point.

Percentage of disabled persons employed in vocational development centres in Opolskie Voivodship decreased in comparison with the first half of 2020

Chart 9. Structure of employed disabled persons in vocational development centres by degree of disability as of 30 June




The structure of employed disabled persons in vocational development centres in the 1st half of 2021 in Opolskie Voivodship, compared to the corresponding period of the previous year did not change significantly and persons with a severe degree of disability continued to predominate, although their share per year decreased (by 0.8 percentage point).


* * *

When citing data from the Statistics Poland please provide the following information: "Statistics Poland's data". When publishing calculations made on data published by the Statistics Poland, please provide the following information: "Own study based on the Statistics Poland's data".

Prepared by:
Statistical Office in Opole
Director Janina Kuźmicka
Phone: 77 453 14 52

Issued by:
The Spokesperson of Statistical Office in Opole
Monika Bartel
Phone: 77 423 09 75

 opole.stat.gov.pl/en/

 @GUS_STAT

Data available in databases

[Local Data Bank](#)

Terms used in official statistics

[Disabled person](#)

[Level of disability](#)